



ALLISON[®]

BY AMEROCK[®]

your complete solution




Earn CEU with e-learning from Amerock.

Scan here to request
our **new CEU event**:



Approved & Recognized by:



COLLECTION:
Surpass
FINISH:
Matte Black



inspiration delivered

A legacy of **redefining expectations.**

ALLISON[®]

BY AMEROCK[®]

Empowering you with a complete and uncomplicated solution, **the new Allison by Amerock** redefines expectations with **all the details covered**—from the right blend of products to a tailored and simplified selling experience. It's these types of **straightforward solutions** and **innovations** that have permeated Amerock's **90-plus year legacy**.

CREATING RIPPLES

Awards & Accolades:

- Kitchen & Bath Business Readers' Choice
(Consecutive Winner Since 2013)
- Best of Houzz Design *(2021)*
- Nominee for DPHA Product of the Year *(2021)*
- This Old House Top 20 *(2019)*

As Seen In:

- This Old House *(Summer 2021)*
- House Beautiful *(Oct. 2020)*
- Driven by Décor *(June 2020)*
- Better Homes & Gardens *(Jan. 2018)*
- Traditional Home *(Oct. 2017)*



Better Homes
& Gardens

House Beautiful


TRADITIONAL HOME.



Stature **32**



Winsome **74**



Destine **48**

Trend-Inspired Styles **6**

Core Finishes **8**

Complete the Look

Cabinet Color & Finish Pairings **10**

Plumbing Finish Matrix **11**

Alternative Spaces **12**

Design Trends

Geometric Design **14**

Sleek, Clean Lines **16**

Flowing Curves **18**

Mid-century Modern Evolved **20**

A Twist on Traditional **22**

Modern Industrial **24**

The New Craftsman **26**

Style Staples **28**

Contents

Transitional		Traditional	
Blending Fresh and Timeless	30	Classic with a Twist	72
Stature	32	Winsome	74
Exceed	34	Appoint	76
Surpass	36	Renown	78
Uprise	38	Ville	80
Factor	40	Inspirations™	82
Extensity	42	Granby	84
		Ravino	86
		Edona	88
		Era	90
Contemporary			
Making Modern Approachable	44		
Mergence	46		
Destine	48		
Caliber	50		
Radius	52		
Status	54		
Premise	56		
Riva	58		
Versa	60		
Rift	62		
Revolve	64		
Monument	66		
Edge Pulls	68		
Vaile	70		
		Allison by Amerock	
		Merchandising Options	92
		Key Software Partnerships	
		2020 Design	96
		Envision	97
		Product Index	98
		Merchandising Product Index	119

Planning ahead: **Aging in place.**

Many of Amerock's decorative pulls are designed with accessibility and ergonomics in mind.



Our **ADA-Friendly** pulls feature the clearance necessary, based on the Dreyfus Human Factor Scale, to

accommodate the hand of an average man. They are **U-shaped, easy to grip** and **don't require tight grasping, pinching or twisting**, as prescribed in Section 309.4 of the ADA Accessibility Guidelines (ADAAG).

it's all about the look

Style is what **sets you apart.**

From relaxed coastal to modern industrial chic, **style transforms a space** from everyday to exceptional.

Truly something for everyone, Allison by Amerock is a **complete, straightforward solution**. These styles are designed to mix and match so builders, designers and cabinetmakers can **set their projects apart** with elevated looks that work with **any and every style**.

Tailored to **perfection.**

THE RIGHT SIZES AT YOUR FINGERTIPS

With the varied dimensions of cabinets, a **one-size-fits-all approach isn't enough**. It's important to have the right pull lengths within reach. Make a statement with a **variety of sizes**, including **extended pull lengths**, available in select Allison by Amerock collections.





seamless style

The perfect finishing touch.

The trend-inspired styles of Allison by Amerock are available in **core, on-trend finishes** that coordinate with **popular cabinet colors**, as well as finishes from **top plumbing brands**.



Champagne Bronze: Designed to glow seamlessly.

Inspired by warm golds in plumbing design, Allison by Amerock introduces **Champagne Bronze**, designed to coordinate beautifully with similar finishes from **top plumbing brands**.

For more complementing finish suggestions, see p. 11.



Champagne Bronze

Allison by Amerock
Premise collection (p. 56)



Luxe Gold

by Brizo



Champagne Bronze

by Delta



Vibrant Brushed Moderne Brass

by Kohler



Purist by Kohler

**MATTE BLACK:
THE DESIGN TAKEOVER**

Highly sought-after in home décor, **Matte Black** creates a streamlined, elegant look and complements with a wide range styles and palettes.

COLLECTION:
Winsome


FINISH:
Matte Black

complete the look

Enduring **color trends.**



Picking the right color combinations can be difficult, so we've put together these **tried and true pairings** to help you spin the **perfect palette.**

crisp grays




finish companions


MONOCHROME GLAMOUR

-  Polished Chrome
-  Satin Nickel

A STUNNING ACCENT

-  Champagne Bronze

A STATELY COMPLEMENT

-  Oil-Rubbed Bronze

MAXIMUM CONTRAST

-  Matte Black

earthy neutrals



finish companions


UNEXPECTED SPARKLE

-  Polished Chrome

AN ELEGANT SPLASH

-  Champagne Bronze


ARTISAN APPEAL

-  Oil-Rubbed Bronze

A CONTRAST INJECTION



-  Matte Black

moody blues




finish companions

SHIMMERING ACCENTS

-  Polished Chrome
-  Satin Nickel

TOTAL SHOWSTOPPER

-  Champagne Bronze



COLLECTION:
Caliber
FINISH:
Champagne Bronze






Complementing plumbing finishes matrix.

Seamlessly tie the whole look together by identifying the Allison by Amerock finishes that best **complement well-known plumbing brand finishes.**



A SEAMLESS LOOK

The soft, velvety glow of **Champagne Bronze** is a fresh take on gold that complements popular golds.

Amerock Finish	 Polished Chrome (26)	 Satin Nickel (G10)	 <i>new</i> Champagne Bronze (CZ)	 Oil-Rubbed Bronze (ORB)	 Matte Black (FB) (MB)
BRIZO	Polished Chrome	Brushed Nickel	Luxe Gold	Venetian Bronze	Matte Black
DELTA	Chrome	Stainless	Champagne Bronze	Oil-Rubbed Bronze	Matte Black
KOHLER	Polished Chrome	Vibrant Brushed Nickel	Vibrant Brushed Moderne Brass	Oil-Rubbed Bronze	Matte Black
MOEN	Chrome	Brushed Nickel	Brushed Gold	Mediterranean Bronze	Matte Black
ROHL	Polished Chrome	Satin Nickel	Satin English Gold	—	Matte Black

a solution for every space



The **Edona** collection elevates this **home office** setting.

Think **beyond** the kitchen and bath.

With the desire for a **sense of order across the home**, cabinets now have a presence in alternative spaces **beyond** the kitchen and bath.

SEAMLESS STYLE ACROSS THE HOME

Creating a cohesive look across the **home office, master closet, laundry room, entryway** and other **built-ins** is highly desirable. Cabinet hardware is the finishing touch that elevates these spaces with the perfect blend of **beauty and function**.



The **Rift** collection blends beauty and function in this **master closet**.



2020[™]
ACCREDITED
MANUFACTURER

2020 CLOSET ADD-ON

It's easier than ever to bring Amerock into your **alternative spaces** with the 2020 Closet add-on for 2020 Design (v11.9 and up).

See p. 96 for how to find Amerock in 2020 Design

The **Factor** collection transforms this **laundry room** to a functional and stylish space.

bold and beautiful

Geometric design.

Trending in everything from furniture and lighting design to flooring and textiles, **geometric patterns** are nothing short of **bold and beautiful**.

Touches of geometric patterns inject **drama** into simple, straightforward design. **Strategic** dustings of bold, geometric design elements like cabinet hardware are a **tasteful statement** that is both beautiful and functional.



COLLECTION:
Monument (p. 66)

FINISH:
Matte Black




COLLECTION:
Caliber (p. 50)

FINISH:
Polished Chrome



COLLECTION:
Versa (p. 60)

FINISH:
Polished Chrome



COLLECTION:
Caliber
FINISH:
Champagne Bronze

sweet simplicity


Clean lines rule.

More and more homeowners are looking for ways to bring **simplicity** into the home through **streamlined, minimalist style**.

Minimalistic décor allows all the design elements in a space to breathe, prioritizing **clean lines** and blending **simple yet sophisticated palettes** with **sleek elements** that bring elegance and timelessness into the home.


A STREAMLINED LOOK

Create a dramatic statement with the versatility of **extended pull lengths**, available in select collections.



COLLECTION:
Status (p. 54)

FINISH:
Satin Nickel



COLLECTION:
Riva (p. 58)

FINISH:
Gunmetal (Graphite)



COLLECTION:
Versa (p. 60)

FINISH:
Polished Chrome



COLLECTION:
Status
FINISH:
Polished Chrome

The **right sizes** at your fingertips.

With the **expanding** footprint of cabinets comes the need for longer pulls. Create a statement with the versatility of **extended pull lengths** in select Allison by Amerock collections.

SELECTING THE RIGHT PULL LENGTH

Using **overall length** as a guide, use these tips to select the right pull.



For more expert tips and instructions, visit [Youtube.com/AmerockHardware](https://www.youtube.com/AmerockHardware)



1/2 or Less of
Drawer Width



1/3 or Less of
Door Height

all about the curve

Simply flowing.

Home décor is embracing a **relaxed, casual** feel as **curvy forms** and **flowing, round edges** continue to make substantial waves in interior design.

One of the most sought-after trends that marked mid-century décor, **playful contours** have a **renewed energy in today's home**, touching furniture, lighting, plumbing, cabinet hardware and every design element in between.



COLLECTION:
Extensity (p. 42)
FINISH:
Champagne Bronze



COLLECTION:
Premise (p. 56)
FINISH:
Satin Nickel



COLLECTION:
Uprise (p. 38)
FINISH:
Polished Chrome



COLLECTION:
Premise

FINISH:
Matte Black

modern, reimagined

A **fresh** classic.

Constantly evolving, mid-century modern style is veering from a played-out vintage feel to a **renewed organic** and **modern style**.

Infused with simple flair, today's mid-century modern style is **delightfully minimalistic**, **light** and **airy**.



Odin by Brizo

GOLD REDEFINED

Capture a modern look without going brassy. The soft glow of **Champagne Bronze** is a fresh take on gold.



COLLECTION:
Destine (p. 48)

FINISH:
Champagne Bronze



COLLECTIONS:
Mergence (p. 46)

FINISH:
Matte Black/Polished Chrome



COLLECTION:
Mergence
FINISH:
Matte Black/Satin Nickel

refreshingly enduring

The **new tradition.**

With a desire for **timeless style**, it's only natural that today's décor is returning to design elements that give a nod to traditional trends—with a twist that is **anything but outdated**.

Today's consumers are implementing **playful spins on tried and true design**, blending traditional elements with more streamlined, contemporary forms. The result is a **fresh take on a classic look**.



COLLECTION:
Winsome (p. 74)

FINISH:
Satin Nickel



COLLECTION:
Appoint (p. 76)

FINISH:
Polished Chrome



COLLECTION:
Ville (p. 80)

FINISH:
Oil-Rubbed Bronze



COLLECTION:
Exceed (p. 34)

FINISH:
Champagne Bronze

unapologetically chic

Modern industrial takes center stage.

The modern industrial trend is about exposing all that lies beneath to achieve a **raw, edgy style**. Structural elements become showpieces, achieving a look that seems **unapologetically exposed**, yet chic and harmonious.

Increasingly used in residential and commercial spaces, modern industrial style is **fast** winning a broader audience.



COLLECTION:
Factor (p. 40)

FINISH:
Matte Black



COLLECTION:
Radius (p. 52)

FINISH:
Champagne Bronze



COLLECTION:
Radius

FINISH:
Polished Chrome

a timeless quality

A refreshed craftsman style.

Today's discerning homeowner **appreciates good design** and understands the value of products that bring beauty into the home and **stand the test of time.**

As a result, **a new, polished take** on the enduring **craftsman style** is taking center stage in home design and décor—reminiscent of a bygone era of skilled woodworking and artisanship when **simplicity** and **quality** reigned supreme.



COLLECTION:
Renown (p. 78)

FINISH:
Matte Black



COLLECTION:
Stature (p. 32)

FINISH:
Champagne Bronze



COLLECTION:
Surpass (p. 36)

FINISH:
Satin Nickel



COLLECTION:
Stature

FINISH:
Polished Chrome

versatile appeal

Style **staples.**

Whether going for sleek, streamlined design or blending more traditional details, having **versatile styles** in your arsenal is crucial.


These trend-inspired styles pack the **flexibility** to express a **wide range** of popular styles.



COLLECTION:
Edona (p. 88)
FINISH:
Champagne Bronze



COLLECTION:
Era (Hollow) (p. 90)
FINISH:
Satin Nickel



COLLECTION:
Rift (p. 62)
FINISH:
Matte Black



COLLECTION:
Revolve (p. 64)
FINISH:
Polished Chrome

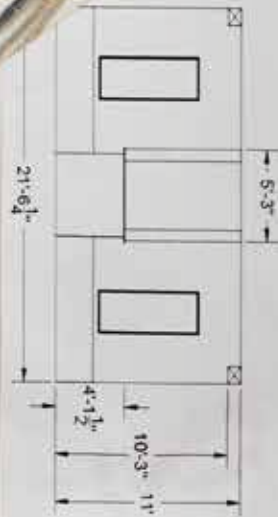


COLLECTION:
Rift

FINISH:
Polished Chrome

COLLECTION:
Surpass
FINISH:
Matte Black





transitional | blending fresh and timeless





STAY-PUT PLACEMENT

Small spikes on the base help ensure knobs will not rotate from the **desired orientation**.

COLLECTION:
Stature

FINISH:
Champagne Bronze

Stature

a bold classic

Stately and substantial, the **Stature** collection features classic, bold designs that are underlined with timeless appeal.

AVAILABLE FINISHES

- Polished Chrome (26)
- Satin Nickel (G10)
- Golden Champagne (BBZ) **New!**
- Champagne Bronze (CZ)
- Oil-Rubbed Bronze (ORB)
- Matte Black (FB)



AVAILABLE SIZES

Knob

- 1-1/4in (32mm) LGTH - BP11287

Pulls (5 Sizes Available)

- 3-3/4in (96mm) LGTH **New!**
3in (76mm) CTC - BP36891
- 4-9/16in (116mm) LGTH
3-3/4in (96mm) CTC - BP36887
ADA-Friendly item.
- 5-13/16in (148mm) LGTH
5-1/16in (128mm) CTC - BP36888
ADA-Friendly item.
- 7-1/16in (179mm) LGTH
6-5/16in (160mm) CTC - BP36889
ADA-Friendly item.
- 9-9/16in (243mm) LGTH
8-13/16in (224mm) CTC - BP36890
ADA-Friendly item.

Cup Pull

- 6-3/8in (162mm) LGTH
5-1/16in (128mm) CTC - BP22439

See pp. 100-101 for SKU-specific details.



perfect style pairings



CASSIDY
by Delta

*Suggested Kitchen
Plumbing Style*



DRYDEN
by Delta

*Suggested Bath
Plumbing Style*



**COMING
SOON**

*Coordinating
Bath Accessories*



FINISHING TOUCHES

Creating a complete look is all in the details. Exceed pairs beautifully with **Mulholland wall plates** by Amerock.

COLLECTION:
Exceed

FINISH:
Matte Black

Exceed

a distinctive edge

The **Exceed** collection blends inviting curves with distinctive pedestal edges, creating a composition that is as unexpected as it is timeless.

AVAILABLE FINISHES

- Polished Chrome (26)
- Satin Nickel (G10)
- Champagne Bronze (CZ)
- Matte Black (FB)



AVAILABLE SIZES

Knob

- 1-3/8in (35mm) DIA - BP36880

Pulls (4 Sizes Available)

- 5-1/4in (133mm) LGTH
3-3/4in (96mm) CTC - BP36881
ADA-Friendly item.
- 6in (152mm) LGTH
5-1/16in (128mm) CTC - BP36882
ADA-Friendly item.
- 7-1/4in (184mm) LGTH
6-5/16in (160mm) CTC - BP36883
ADA-Friendly item.
- 9-13/16in (249mm) LGTH
8-13/16in (224mm) CTC - BP36884
ADA-Friendly item.

See p. 101 for SKU-specific details.



perfect style pairings




SLEEK
by Moen

*Suggested Kitchen
Plumbing Style*



LEVOIR
by Brizo

*Suggested Bath
Plumbing Style*



STAY-PUT PLACEMENT

Small spikes on the base help ensure knobs will not rotate from the **desired orientation**.

COLLECTION:
Surpass

FINISH:
Champagne Bronze



Surpass

classically streamlined

Bowing, rounded forms mingle with square pedestal feet to create the unique and enduring look of the **Surpass** collection.



AVAILABLE FINISHES

- Polished Chrome (26)
- Satin Nickel (G10)
- Champagne Bronze (CZ)
- Matte Black (FB)



AVAILABLE SIZES

Knob

- 1-1/4in (32mm) DIA - BP36893

Pulls (3 Sizes Available)

- 4-9/16in (116mm) LGTH
3-3/4in (96mm) CTC - BP36894
ADA-Friendly item.
- 5-13/16in (148mm) LGTH
5-1/16in (128mm) CTC - BP36895
ADA-Friendly item.
- 7-1/16in (179mm) LGTH
6-5/16in (160mm) CTC - BP36896
ADA-Friendly item.

See p. 102 for SKU-specific details.

perfect style pairings



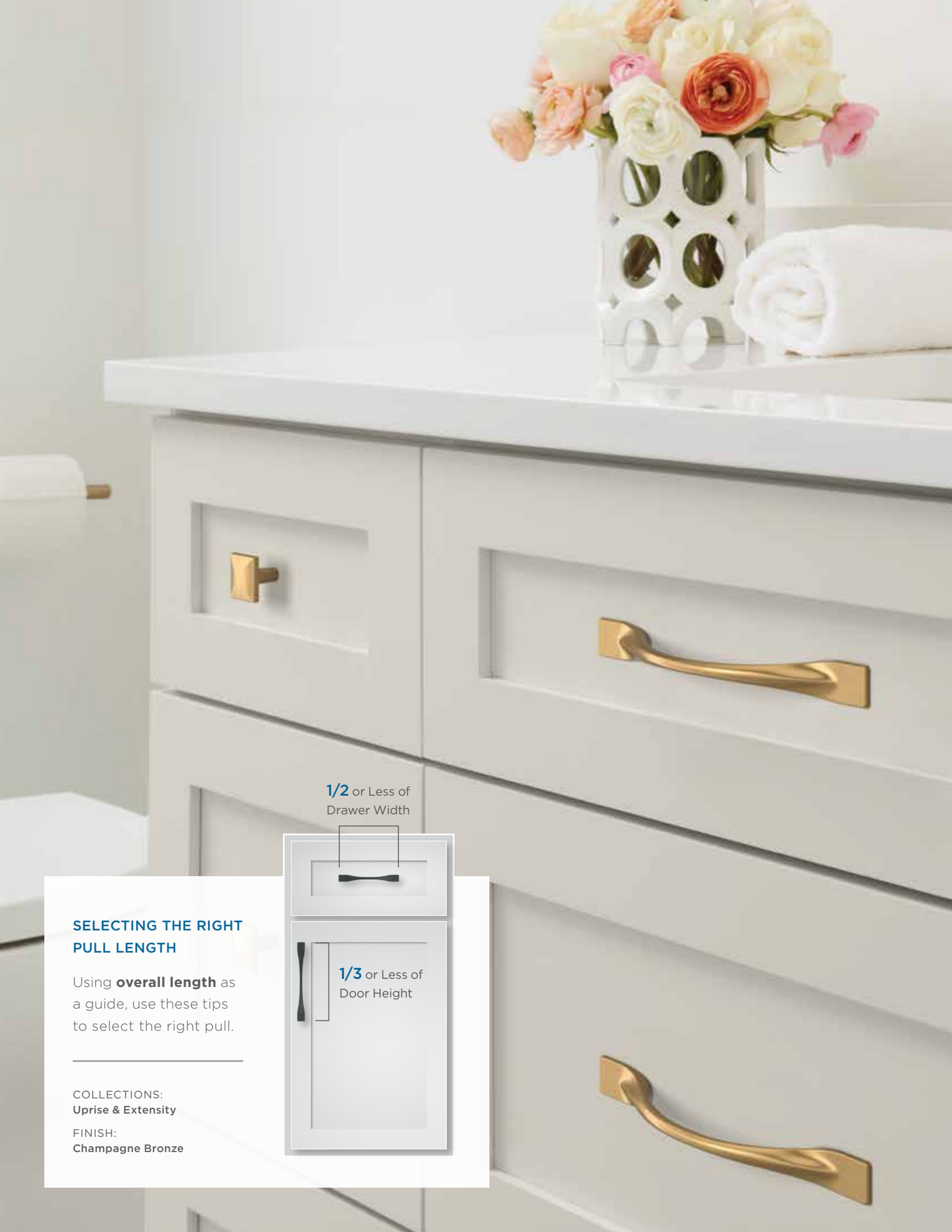
ARTESSO
by Brizo

*Suggested Kitchen
Plumbing Style*



BOARDWALK
by Moen

*Suggested Bath
Plumbing Style*



$\frac{1}{2}$ or Less of
Drawer Width



$\frac{1}{3}$ or Less of
Door Height

SELECTING THE RIGHT PULL LENGTH

Using **overall length** as a guide, use these tips to select the right pull.

COLLECTIONS:
Uprise & Extensity
FINISH:
Champagne Bronze

Uprise

seamlessly flowing

The beauty of gentle curves meets with square forms in the **Uprise** collection, bringing about seamless, attractive style.

AVAILABLE FINISHES

- Polished Chrome (26)
- Satin Nickel (G10)
- Champagne Bronze (CZ)
- Matte Black (FB)



AVAILABLE SIZES

Pulls (4 Sizes Available)

- 6-5/8in (168mm) LGTH
3-3/4in (96mm) CTC - BP36917
ADA-Friendly item.
- 7-7/8in (200mm) LGTH
5-1/16in (128mm) CTC - BP36918
ADA-Friendly item.
- 10-5/8in (270mm) LGTH
7-9/16in (192mm) CTC - BP36919
ADA-Friendly item.
- 11-15/16in (303mm) LGTH
8-13/16in (224mm) CTC - BP36920
ADA-Friendly item.

See p. 102 for SKU-specific details.



perfect style pairing

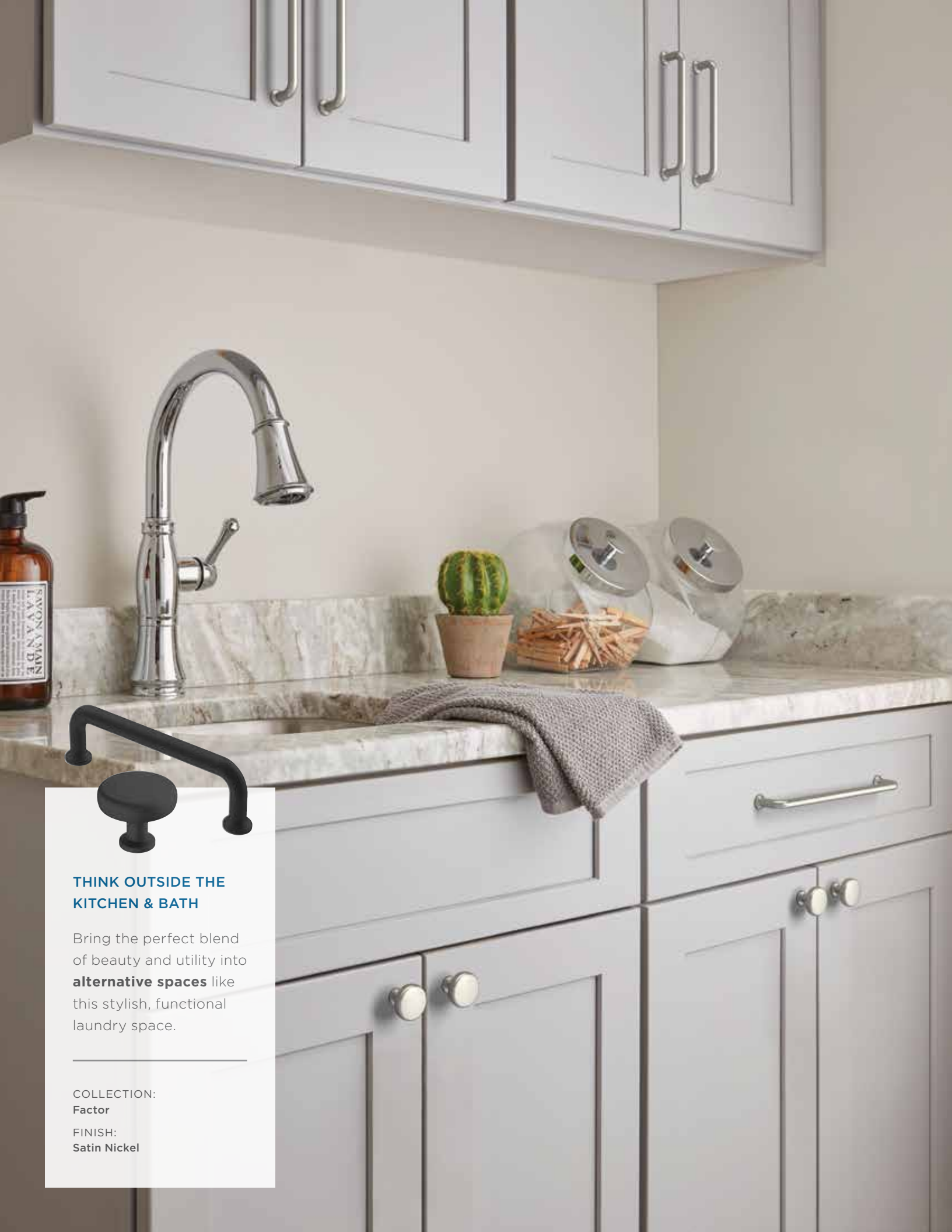
COMPLETE THE LOOK

In search of a knob?

Try Extensity.

See p. 42





THINK OUTSIDE THE KITCHEN & BATH

Bring the perfect blend of beauty and utility into **alternative spaces** like this stylish, functional laundry space.

COLLECTION:
Factor

FINISH:
Satin Nickel

Factor

approachable glam

The **Factor** collection features a timeless, approachable glam that is at home in any setting, enhancing the décor with enduring appeal.

AVAILABLE FINISHES

- Polished Chrome (26)
- Satin Nickel (G10)
- Champagne Bronze (CZ)
- Matte Black (FB)



26 G10 CZ FB

AVAILABLE SIZES


Knob

- 1-1/4in (32mm) DIA - BP36780

Pulls (3 Sizes Available)

- 4-5/16in (110mm) LGTH
3-3/4in (96mm) CTC - BP36781
ADA-Friendly item.
- 5-9/16in (141mm) LGTH
5-1/16in (128mm) CTC - BP36782
ADA-Friendly item.
- 8-1/8in (206mm) LGTH
7-9/16in (192mm) CTC - BP36783
ADA-Friendly item.

See p. 103 for SKU-specific details.



perfect style pairings



BRODERICK
by Delta

*Suggested Kitchen
Plumbing Style*



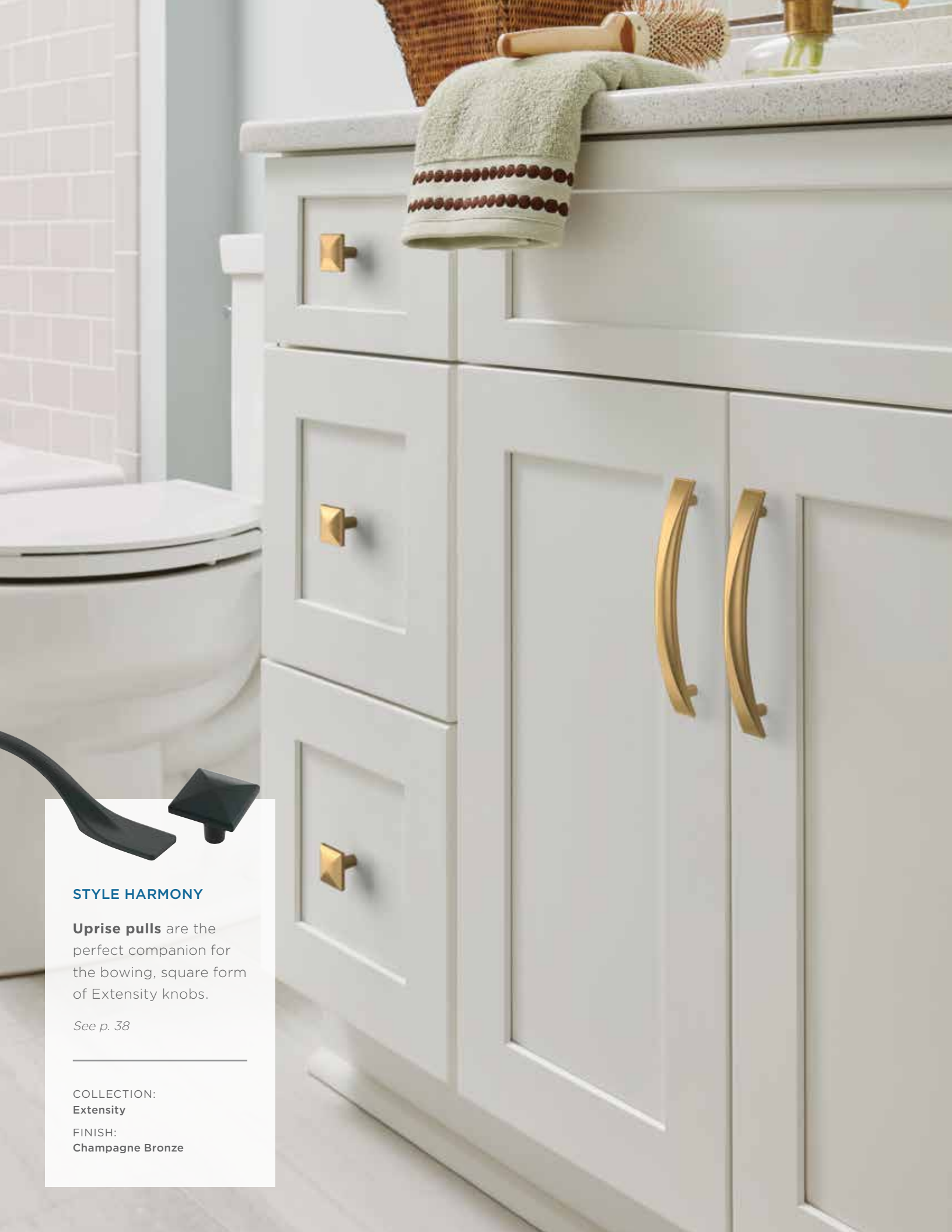
COLINET
by Moen

*Suggested Bath
Plumbing Style*



ARRONDI

*Suggested Amerock
Bath Accessories*



STYLE HARMONY

Uprise pulls are the perfect companion for the bowing, square form of Extensity knobs.

See p. 38

COLLECTION:
Extensity

FINISH:
Champagne Bronze

Extensity

strong and graceful

Extensity effortlessly blends graceful arcs with a geometric quality, creating a strong aesthetic that commands admiration.

AVAILABLE FINISHES

- Polished Chrome (26)
- Satin Nickel (G10)
- Antique Silver (AS)
- Champagne Bronze (CZ)
- Oil-Rubbed Bronze (ORB)
- Matte Black (FB)



26 G10 AS CZ ORB FB

AVAILABLE SIZES

Knobs (2 Sizes Available)

- 1-1/8in (29mm) LGTH - BP29370
- 1-1/2in (38mm) LGTH - BP29398

Pulls (4 Sizes Available)

- 4-1/8in (105mm) LGTH
3in (76mm) CTC - BP29379
- 4-15/16in (125mm) LGTH
3-3/4in (96mm) CTC - BP29385
- 6-1/4in (159mm) LGTH
5-1/16in (128mm) CTC - BP29393
- 7-1/2in (191mm) LGTH
6-5/16in (160mm) - BP29394

See pp. 103-104 for SKU-specific details.



tips from the experts

VERSATILE CHROME

For an **unexpected pop**, offset chrome with a **contrasting finish** like Matte Black.



*Nio
by Moen*



COLLECTION:
Caliber
FINISH:
Champagne Bronze





contemporary | making modern approachable





OPPOSITES ATTRACT

For a customized aesthetic, pair the **Destine** knob with split-finish Mergence pulls.

See p. 48

COLLECTION:

Mergence

FINISH:

Matte Black/Polished Chrome

Mergence

an unexpected merging

A meeting of attractive and sleek elements, the **Mergence** collection adds a touch of modern flair with its split-finish, assembled design.

AVAILABLE FINISHES

Body/Posts

Matte Black/

- Polished Chrome (FB26)
- Satin Nickel (FBG10)
- Champagne Bronze (FBCZ)



FB26 FBG10 FBCZ

AVAILABLE SIZES

Knob

- 1-3/8in (35mm) DIA - BP36857

Pulls (4 Sizes Available)

- 4-15/16in (125mm) LGTH
3-3/4in (96mm) CTC - BP36858
- 6-3/16in (157mm) LGTH
5-1/16in (128mm) CTC - BP36859
- 7-7/16in (189mm) LGTH
6-5/16in (160mm) CTC - BP36860
- 9-15/16in (252mm) LGTH
8-13/16in (224mm) CTC - BP36861

See p. 104 for SKU-specific details.



perfect style pairings



SOLNA
by Brizo

*Suggested Kitchen
Plumbing Style*



ODIN
by Brizo

*Suggested Bath
Plumbing Style*



ARRONDI

*Suggested Amerock
Bath Accessories*



SIMPLY UNEXPECTED

Create a unique and unexpected look by pairing Destine with **split-finish** items from the **Mergence** collection.

See p. 46

COLLECTION:
Destine

FINISH:
Matte Black

Destine

contemporary flair

With its minimalistic forms, the **Destine** collection imparts contemporary flair to any décor with its streamlined, assembled design.

AVAILABLE FINISHES

- Polished Chrome (26)
- Satin Nickel (G10)
- Champagne Bronze (CZ)
- Matte Black (FB)



26

G10

CZ

FB

AVAILABLE SIZES

Knob

- 1-3/8in (35mm) DIA - BP36857

Pulls (4 Sizes Available)

- 4-15/16in (125mm) LGTH
3-3/4in (96mm) CTC - BP36858
- 6-3/16in (157mm) LGTH
5-1/16in (128mm) CTC - BP36859
- 7-7/16in (189mm) LGTH
6-5/16in (160mm) CTC - BP36860
- 9-15/16in (252mm) LGTH
8-13/16in (224mm) CTC - BP36861

See p. 105 for SKU-specific details.




tips from the experts



UNEXPECTED SHADES

A **darker accent color on the island** can take an everyday kitchen to unexpected heights.

Chrome is a shimmering companion to blue tones.



STAY-PUT PLACEMENT

Small spikes on the base help ensure knobs will not rotate from the **desired orientation**.

COLLECTION:
Caliber

FINISH:
Satin Nickel

Caliber

chic, hexagonal design

Featuring a handsome, geometric aspect, the **Caliber** collection creates a lasting impression with its contemporary, chic appeal.

AVAILABLE FINISHES

- Polished Chrome (26)
- Satin Nickel (G10)
- Champagne Bronze (CZ)
- Oil-Rubbed Bronze (ORB)
- Matte Black (FB)



26 G10 CZ ORB FB

AVAILABLE SIZES

Knob

- 1-1/4in (32mm) DIA - BP36872

Pulls (5 Sizes Available)

- 5-7/8in (149mm) LGTH
3-3/4in (96mm) CTC - BP36873
- 7-1/8in (181mm) LGTH
5-1/16in (128mm) CTC - BP36874
- 8-7/16in (214mm) LGTH
6-5/16in (160mm) CTC - BP36875
- 9-11/16in (246mm) LGTH
7-9/16in (192mm) CTC - BP36876
- 12-3/16in (310mm) LGTH
10-1/16in (256mm) CTC - BP36877

See pp. 105-106 for SKU-specific details.



perfect style pairings



TRINSIC
by Delta

*Suggested Kitchen
Plumbing Style*



ODIN
by Brizo

*Suggested Bath
Plumbing Style*



ARRONDI

*Suggested Amerock
Bath Accessories*



BEAUTY MEETS FUNCTION

Maximize the versatility and functionality of alternative spaces like entryways and master closets by pairing Amerock's **Esquire hook** with the Radius collection.

COLLECTION:

Radius

FINISH:

Polished Chrome

Radius

simplified geometry

A focus on clean lines and simplified geometry, the **Radius** collection imparts a timeless, streamlined look that enhances any décor.

AVAILABLE FINISHES

- Polished Chrome (26)
- Satin Nickel (G10)
- Champagne Bronze (CZ)
- Oil-Rubbed Bronze (ORB)
- Matte Black (FB)



26 G10 CZ ORB FB

AVAILABLE SIZES


Knob

- 1-1/4in (32mm) DIA - BP36864

Pulls (5 Sizes Available)

- 5-3/4in (146mm) LGTH
3-3/4in (96mm) CTC - BP36865
- 7-1/16in (179mm) LGTH
5-1/16in (128mm) CTC - BP36866
- 8-5/16in (211mm) LGTH
6-5/16in (160mm) - BP36867
- 9-9/16in (243mm) LGTH
7-9/16in (192mm) CTC - BP36868
- 12-1/16in (306mm) LGTH
10-1/16in (256mm) CTC - BP36869

See pp. 106-107 for SKU-specific details.



perfect style pairings



PIRELLONE
by Rohl

*Suggested Kitchen
Plumbing Style*




PURIST
by Kohler

*Suggested Bath
Plumbing Style*



ARRONDI

*Suggested Amerock
Bath Accessories*



STAY-PUT PLACEMENT

Small spikes on the base help ensure knobs will not rotate from the **desired orientation**.

COLLECTION:
Status

FINISH:
Satin Nickel

Status

subtly elegant

Gentle contours collide with clean lines and smooth surfaces to create subtle yet high-class beauty in the **Status** collection.

AVAILABLE FINISHES

- Polished Chrome (26)
- Satin Nickel (G10)
- Matte Black (FB)



26 G10 FB

AVAILABLE SIZES

Knob

- 2in (51mm) LGTH - BP36836

Pulls (4 Sizes Available)


- 4-9/16in (116mm) LGTH
3-3/4in (96mm) CTC - BP36837
- 5-13/16in (148mm) LGTH
5-1/16in (128mm) CTC - BP36838
- 7-1/16in (179mm) LGTH
6-5/16in (160mm) CTC - BP36839
- 9-5/8in (244mm) LGTH
8-13/16in (224mm) CTC - BP36840

See p. 107 for SKU-specific details.



finish companions

HIGH-GLOSS TO MATTE GRAYS



MONOCHROME GLAMOUR

- Polished Chrome
- Satin Nickel

MAXIMUM CONTRAST

- Matte Black

MODERN WOOD FINISHES



UNEXPECTED SPARKLE

- Polished Chrome

A CONTRAST INJECTION

- Matte Black



FINISHING TOUCHES

Creating a complete look is all in the details. Premise pairs beautifully with **Candler wall plates** by Amerock.

COLLECTION:
Premise

FINISH:
Polished Chrome

Premise

sleek, bowing forms

An attractive adornment for any space, the gently bowing forms of the **Premise** collection rise to meet sleek, angular edges.

AVAILABLE FINISHES

- Polished Chrome (26)
- Satin Nickel (G10)
- Champagne Bronze (CZ)
- Matte Black (FB)



AVAILABLE SIZES

Knob

- 1-1/4in (32mm) DIA - BP36843

Pulls (3 Sizes Available)

- 4-1/4in (108mm) LGTH
3-3/4in (96mm) CTC - BP36844
ADA-Friendly item.
- 5-9/16in (141mm) LGTH
5-1/16in (128mm) CTC - BP36845
ADA-Friendly item.
- 6-13/16in (173mm) LGTH
6-5/16in (160mm) CTC - BP36846
ADA-Friendly item.

See pp. 107-108 for SKU-specific details.



tips from the experts


SELECTING THE RIGHT PULL LENGTH

Using **overall length** as a guide, use these tips to select the right pull.

1/2 or Less of
Drawer Width

1/3 or Less of
Door Height





STAY-PUT PLACEMENT

Small spikes on the base help ensure knobs will not rotate from the **desired orientation**.

COLLECTION:
Riva

FINISH:
Matte Black

Riva

classic reinvented

A focus on the beauty of the straight line and showcasing thoughtfully executed proportions, **Riva's** minimalistic appearance creates stand-out design.

AVAILABLE FINISHES

- Polished Chrome (26)
- Polished Nickel (PN)
- Satin Nickel (G10)
- Golden Champagne (BBZ)
- Gunmetal (Graphite) (GPH)
- Matte Black (MB)



26

PN

G10

BBZ

GPH

MB

AVAILABLE SIZES

Knobs

- 2-1/2in (64mm) LGTH - BP55361
- 1-1/4in (32mm) DIA - BP55362

Pulls (4 Sizes Available)

- 3-5/8in (92mm) LGTH
3in (76mm) CTC - BP55364
- 4-7/16in (113mm) LGTH
3-3/4in (96mm) CTC - BP55365
- 5-11/16in (144mm) LGTH
5-1/16in (128mm) CTC - BP55367
ADA-Friendly item.
- 7in (178mm) LGTH
6-5/16in (160mm) CTC - BP55368
ADA-Friendly item.

See pp. 108-109 for SKU-specific details.



perfect style pairings



NIO
by Moen

*Suggested Kitchen
Plumbing Style*



ZURA
by Delta

*Suggested Bath
Plumbing Style*



ARRONDI

*Suggested Amerock
Bath Accessories*



A DASH OF DETAIL

For a pop of the unexpected, make a strategic style play by pairing the **Destine knob** with Versa pulls.

See p. 48

COLLECTION:
Versa

FINISH:
Matte Black

Versa

modern embodied

The **Versa** collection embodies streamlined design. Its clean forms create a minimalist statement that is both modern and timeless.

AVAILABLE FINISHES

- Polished Chrome (26)
- Satin Nickel (G10)
- Champagne Bronze (CZ)
- Matte Black (FB)



26 G10 CZ FB

AVAILABLE SIZES

Knob

- 1-3/8in (35mm) DIA - BP36904

Pulls (4 Sizes Available)

- 4-11/16in (119mm) LGTH
3-3/4in (96mm) CTC - BP36912
ADA-Friendly item.
- 5-15/16in (151mm) LGTH
5-1/16in (128mm) CTC - BP36913
ADA-Friendly item.
- 7-3/16in (183mm) LGTH
6-5/16in (160mm) CTC - BP36914
ADA-Friendly item.
- 9-3/4in (248mm) LGTH
8-13/16in (224mm) CTC - BP36915
ADA-Friendly item.

See p. 109 for SKU-specific details.



perfect style pairings



PIRELLONE
by Rohl

*Suggested Kitchen
Plumbing Style*



PURIST
by Kohler

*Suggested Bath
Plumbing Style*



ARRONDI

*Suggested Amerock
Bath Accessories*



**THINK OUTSIDE THE
KITCHEN & BATH**



With the desire for **order** across the home, cabinets now have a presence in **alternative rooms** such as **home offices** and **master closets**.

COLLECTIONS:
Rift

FINISH:
Polished Chrome

Rift

simply alluring

A clean, contemporary look takes center stage in the **Rift** collection. Sleek forms unite for enduring allure.

AVAILABLE FINISHES

- Polished Chrome (26)
- Satin Nickel (G10)
- Matte Black (FB)



26

G10

FB

AVAILABLE SIZES

Pulls (2 Sizes Available)

- 4-1/4in (108mm) LGTH
3-3/4in (96mm) CTC - BP36899
ADA-Friendly item.
- 5-1/2in (140mm) LGTH
5-1/16in (128mm) CTC - BP36900
ADA-Friendly item.

See p. 110 for SKU-specific details.



perfect style pairing

COMPLETE THE LOOK

In search of a knob? **Try Versa.**

See p. 60





1/2 or Less of
Drawer Width



1/3 or Less of
Door Height



SELECTING THE RIGHT PULL LENGTH

Using **overall length** as a guide, use these tips to select the right pull.

COLLECTIONS:
Uprise & Extensity
FINISH:
Champagne Bronze

Revolve

understated yet bold

The **Revolve** collection epitomizes a minimalistic, clean approach. Understated yet bold, its simplified forms convey lasting character.

AVAILABLE FINISHES

- Polished Chrome (26)
- Satin Nickel (G10)
- Matte Black (FB)



26 G10 FB

AVAILABLE SIZE

Pulls (3 Sizes Available)

- 4-1/4in (108mm) LGTH
3-3/4in (96mm) CTC - BP36852
- 5-1/2in (140mm) LGTH
5-1/16in (128mm) CTC - BP36853
- 6-3/4in (171mm) LGTH
6-5/16in (160mm) CTC - BP36854

See p. 110 for SKU-specific details.



perfect style pairing

COMPLETE THE LOOK

In search of a knob?

Try Monument.

See p. 66





STAY-PUT PLACEMENT

Small spikes on the base help ensure knobs will not rotate from the **desired orientation**.

COLLECTION:
Monument

FINISH:
Champagne Bronze

Monument

modern square design

The modern square design of **Monument** offers sleek, sophisticated allure with a contemporary European twist, making a bold statement with a refined touch.

AVAILABLE FINISHES

- Polished Chrome (26)
- Polished Nickel (PN)
- Satin Nickel (G10)
- Golden Champagne (BBZ) **New!**
- Champagne Bronze (CZ)
- Oil-Rubbed Bronze (ORB)
- Matte Black (FB)



AVAILABLE SIZES

Knob

- 1-3/16in (30mm) LGTH - BP36905

Pulls (5 Sizes Available)

- 3-3/8in (86mm) LGTH **New!**
3in (76mm) CTC - BP36578
- 4-1/8in (105mm) LGTH
3-3/4in (96mm) CTC - BP36570
ADA-Friendly item.
- 5-7/16in (138mm) LGTH
5-1/16in (128mm) CTC - BP36571
ADA-Friendly item.
- 6-11/16in (170mm) LGTH
6-5/16in (160mm) CTC - BP36572
ADA-Friendly item.
- 9-3/16in (233mm) LGTH
8-13/16in (224mm) CTC - BP36909
ADA-Friendly item.

See pp. 110-111 for SKU-specific details.



tips from the experts



Champagne Bronze complements Brizo's Luxe Gold.

COHESIVE STYLE

Champagne Bronze complements golds from **top plumbing brands**.

See p. 11 for details.



COMING SOON

Coordinating Bath Accessories



A SAVVY STYLE PLAY

The Edge Pulls collection is an excellent solution for injecting a sought-after **streamlined look** into a budget-sensitive project.

COLLECTION:
Edge Pulls

FINISH:
Matte Black

Edge Pulls

a minimalistic accent

The **Edge Pulls** collection offers a contemporary feel with a low-profile design. Its flat, sleek appearance makes a statement of simple elegance that accents any décor.

AVAILABLE FINISHES

- Polished Chrome (26)
- Polished Nickel (PN)
- Satin Nickel (G10)
- Oil-Rubbed Bronze (ORB)
- Matte Black (FB)



26 PN G10 ORB FB

AVAILABLE SIZES

Edge Pulls (3 Sizes Available)

- 3-13/16in (97mm) LGTH
3in (76mm) CTC - BP36573
- 4-6/16in (116mm) LGTH
3-3/4in (96mm) CTC - BP36574
- 5-13/16in (148mm) LGTH
5-1/16in (128mm) CTC - BP36575

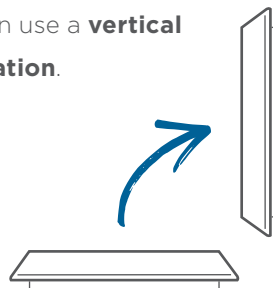
See p. 112 for SKU-specific details.



tips from the experts

MOUNTING OPTIONS

Think outside the box. Instead of the typical horizontal mounting, you can use a **vertical orientation**.





A FUNCTIONAL FIT

Think outside the kitchen and bath. **Vaile** injects function to **alternative spaces** like laundry rooms, closets and entryways.

COLLECTION:
Vaile

FINISH:
Matte Black

Vaile

seamless arcs

The **Vaile** collection imparts a versatile, timeless element to the space. Minimalistic arcs are woven into a seamless statement.

AVAILABLE FINISHES

- Polished Chrome (26)
- Satin Nickel (G10)
- Oil-Rubbed Bronze (ORB)
- Matte Black (FB)



26

G10

ORB

FB

AVAILABLE SIZE

Knob

- 1-3/8in (35mm) LGTH - BP53014

Pull


- 4-13/16in (122mm) LGTH
3-3/4in (96mm) CTC - BP53003

See p. 112 for SKU-specific details.



finish companions

CLEAN WHITES AND GRAYS



MONOCHROME GLAMOUR

- Polished Chrome
- Satin Nickel

A STATELY COMPLEMENT

- Oil-Rubbed Bronze

MAXIMUM CONTRAST

- Matte Black

FAVORED WOOD FINISHES



UNEXPECTED SPARKLE

- Polished Chrome

ARTISAN APPEAL

- Oil-Rubbed Bronze

A CONTRAST INJECTION

- Matte Black




COLLECTION:
Winsome

FINISH:
Matte Black



traditional | classic with a twist





CUSTOM APPEAL

The **Stature extended length cup pull** is a perfect companion for Winsome.

See p. 32

COLLECTION:
Winsome

FINISH:
Oil-Rubbed Bronze



Winsome

traditional meets chic

The beautiful proportions of the **Winsome** collection assemble into a timeless composition that blends the traditional and the trendy.

AVAILABLE FINISHES

- Polished Chrome (26)
- Satin Nickel (G10)
- Champagne Bronze (CZ)
- Oil-Rubbed Bronze (ORB)
- Matte Black (FB)



AVAILABLE SIZES

Knob

- 1-1/4in (32mm) DIA - BP36765

Pulls (4 Sizes Available)

- 5-5/16in (135mm) LGTH
3-3/4in (96mm) CTC - BP36766
- 6-1/2in (165mm) LGTH
5-1/16in (128mm) CTC - BP36767
- 9-1/16in (230mm) LGTH
7-9/16in (192mm) CTC - BP36768
- 10-5/16in (262mm) LGTH
8-13/16in (224mm) CTC - BP36769

See pp. 112-113 for SKU-specific details.



perfect style pairings



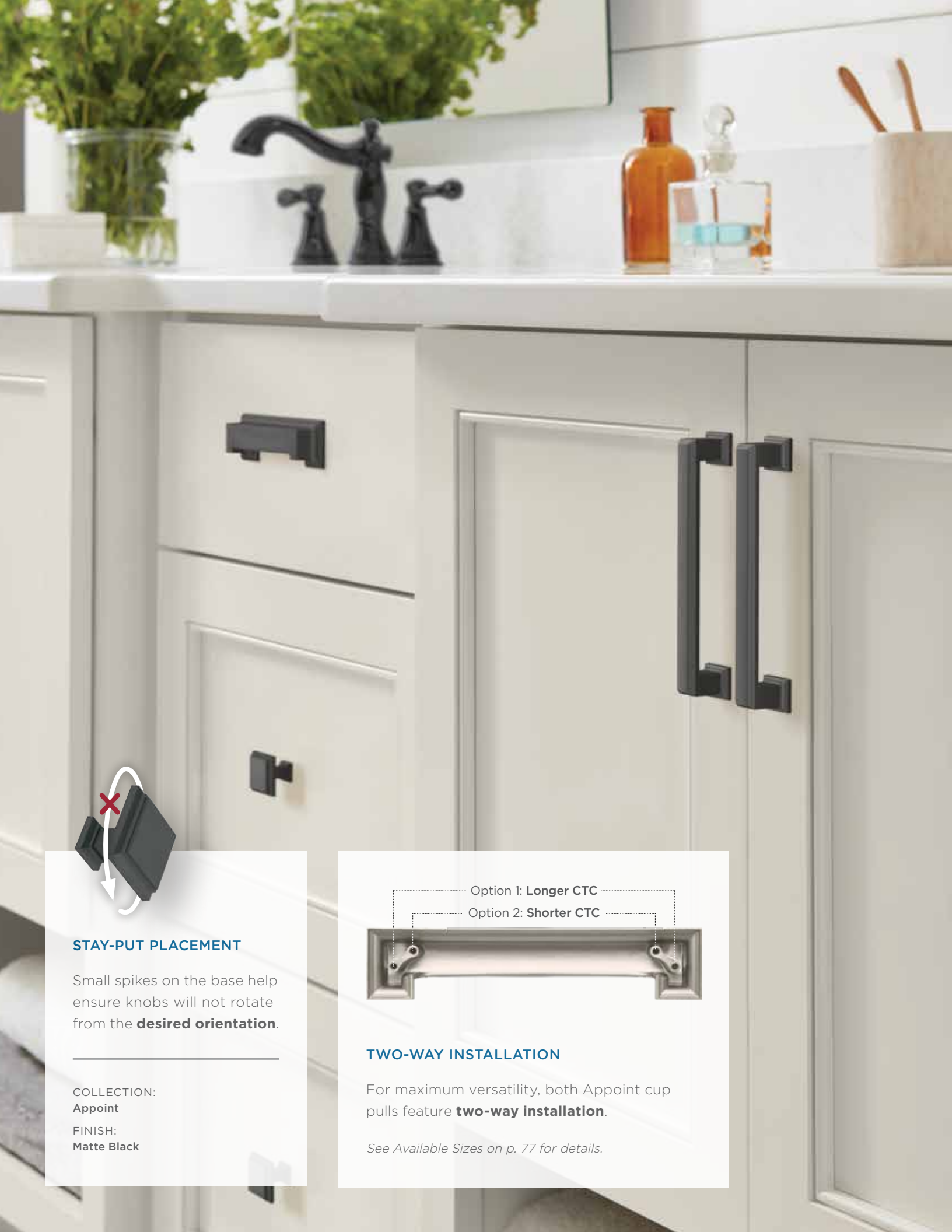
ACQUI
by Rohl

*Suggested Kitchen
Plumbing Style*



COLINET
by Moen

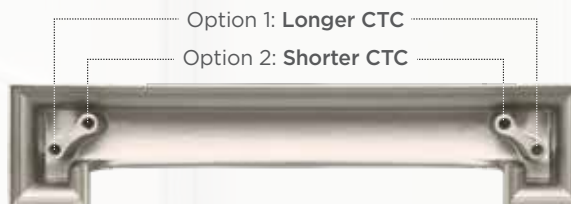
*Suggested Bath
Plumbing Style*



STAY-PUT PLACEMENT

Small spikes on the base help ensure knobs will not rotate from the **desired orientation**.

COLLECTION:
Appoint
FINISH:
Matte Black



TWO-WAY INSTALLATION

For maximum versatility, both Appoint cup pulls feature **two-way installation**.

See Available Sizes on p. 77 for details.

Appoint

clean, classic lines

A refined elegance takes the stage in the **Appoint** collection. Impressing with its stately lines, the collection epitomizes enduring style and class.

AVAILABLE FINISHES

- Polished Chrome (26)
- Satin Nickel (G10)
- Golden Champagne (BBZ) **New!**
- Champagne Bronze (CZ)
- Oil-Rubbed Bronze (ORB)
- Matte Black (FB)



26 G10 BBZ CZ ORB FB

AVAILABLE SIZES

Knob

- 1-1/4in (32mm) LGTH - BP36758

Pulls (4 Sizes Available)

- 3-3/4in (96mm) LGTH **New!**
3in (76mm) CTC - BP36764
- 4-9/16in (116mm) LGTH
3-3/4in (96mm) CTC - BP36759
ADA-Friendly item.
- 5-13/16in (148mm) LGTH
5-1/16in (128mm) CTC - BP36760
ADA-Friendly item.
- 8-5/16in (211mm) LGTH
7-9/16in (192mm) CTC - BP36761
ADA-Friendly item.

Cup Pulls

(Two-Way Installation, 2 Sizes Available)

- 4-7/8in (124mm) LGTH
3in & 3-3/4in (76mm & 96mm) CTC - BP36762
- 7-7/16in (189mm) LGTH
5-1/16in & 6-5/16in (128mm & 160mm) CTC - BP36763



perfect style pairings



ARTIFACTS by Kohler

*Suggested Kitchen & Bath
Plumbing Style*



COMING SOON

*Coordinating
Bath Accessories*

See pp. 113-114 for SKU-specific details.



HASSLE-FREE STYLE

Ravino stem-free cup pulls are a perfect, easy-to-install complement to Renown's classic beauty.

See p. 86

COLLECTION:
Renown

FINISH:
Champagne Bronze

Renown

simplicity refined

The **Renown** collection imparts timeless style that enhances any décor with delicate, approachable refinement.

AVAILABLE FINISHES

- Polished Chrome (26)
- Satin Nickel (G10)
- Champagne Bronze (CZ)
- Oil-Rubbed Bronze (ORB)
- Matte Black (FB)



AVAILABLE SIZES

Knob

- 1-1/4in (32mm) DIA - BP36793

Pulls (3 Sizes Available)

- 4-7/16in (113mm) LGTH
3-3/4in (96mm) CTC - BP36794
ADA-Friendly item.
- 5-11/16in (144mm) LGTH
5-1/16in (128mm) CTC - BP36795
ADA-Friendly item.
- 7in (178mm) LGTH
6-5/16in (160mm) CTC - BP36796
ADA-Friendly item.

See pp. 114-115 for SKU-specific details.



perfect style pairings



TRESA
by Brizo

*Suggested Kitchen
Plumbing Style*



COLINET
by Moen

*Suggested Bath
Plumbing Style*



A MATCH MADE IN HEAVEN

Appoint cup pulls make an beautiful pairing with Ville's classic design.

See p. 76

COLLECTION:
Ville

FINISH:
Polished Chrome

Ville

classic, abiding appeal

With a classic appeal, the **Ville** collection is a truly abiding design that merges the best of traditional and contemporary design.

AVAILABLE FINISHES

- Polished Chrome (26)
- Satin Nickel (G10)
- Champagne Bronze (CZ)
- Oil-Rubbed Bronze (ORB)
- Matte Black (FB)



AVAILABLE SIZES

Knob

- 1-1/8in (29mm) DIA - BP36774

Pulls (3 Sizes Available)

- 4-5/8in (117mm) LGTH
3-3/4in (96mm) CTC - BP36775
ADA-Friendly item.
- 5-7/8in (149mm) LGTH
5-1/16in (128mm) CTC - BP36776
ADA-Friendly item.
- 7-1/8in (181mm) LGTH
6-5/16in (160mm) CTC - BP36777
ADA-Friendly item.

See p. 115 for SKU-specific details.



perfect style pairings



FOUNDRY
by Delta

*Suggested Kitchen
Plumbing Style*



MEMOIRS
by Kohler

*Suggested Bath
Plumbing Style*



Overall Length

SELECTING THE RIGHT PULL LENGTH

The **overall pull length** should be no more than **1/2 of drawer width** and **1/3 of door height**.

COLLECTION:
Inspirations

FINISH:
Matte Black

Inspirations™

clean, classic lines

Clean, classic lines in a casual relaxed style, **Inspirations** is designed to complement any décor with enduring appeal.

AVAILABLE FINISHES

- Satin Nickel (G10)
- Oil-Rubbed Bronze (ORB)
- Matte Black (FB)



G10 ORB FB

SELECT FINISHES

*Below finishes available only in select items.
See p. 116 for details.*

- Weathered Nickel (WN)
- Wrought Iron Dark (WID)



WN WID



AVAILABLE SIZES

Knobs (2 Sizes Available)

- 1-5/16in (33mm) DIA - BP1586
- 1-3/4in (44mm) DIA - BP15862

Finger Pull

- 1-7/8in (48mm) LGTH - BP1593

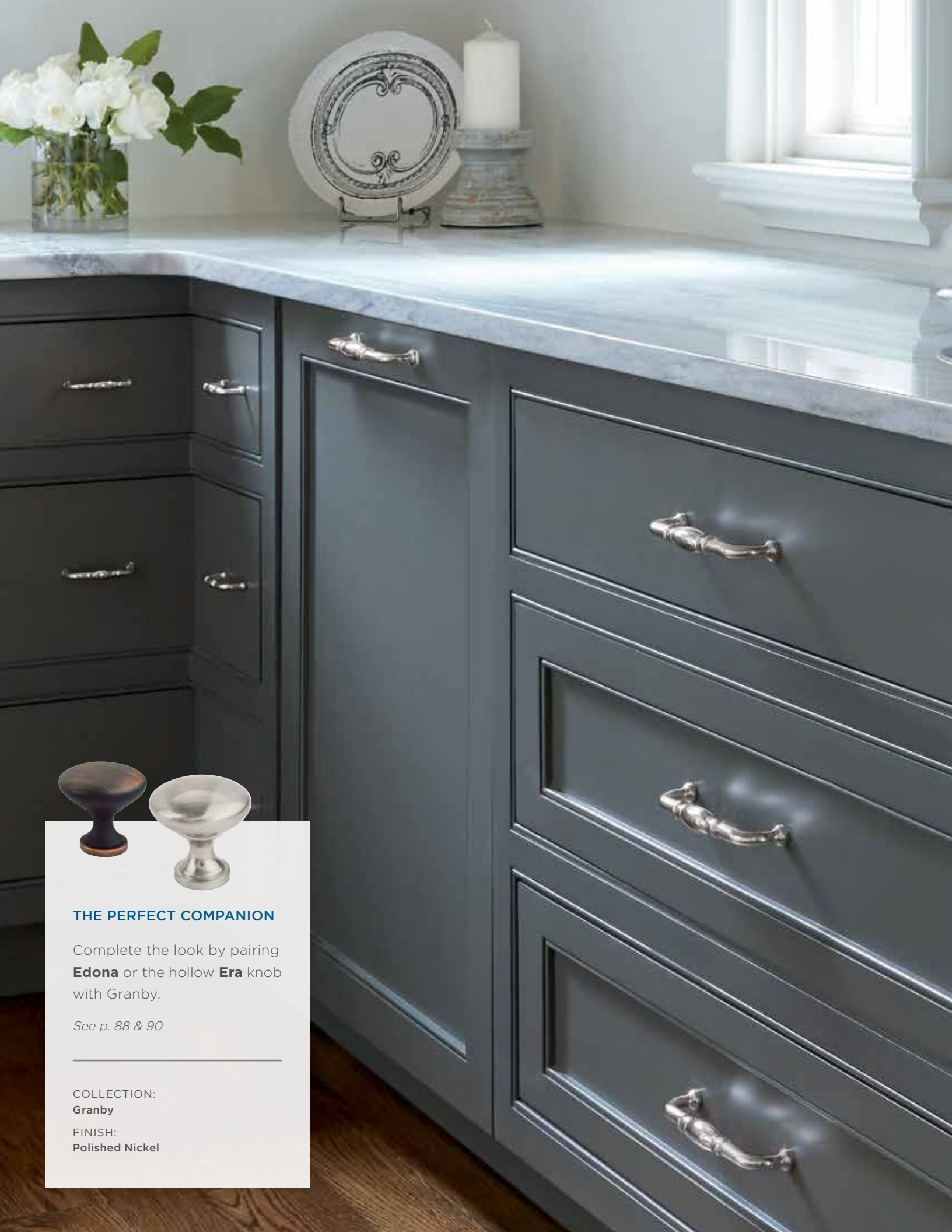
Pulls (3 Sizes Available)

- 5-1/2in (140mm) LGTH
3in (76mm) CTC - BP1590
- 6-1/4in (159mm) LGTH
3-3/4in (96mm) CTC - BP1587
ADA-Friendly item.
- 7-1/2in (191mm) LGTH
5-1/16in (128mm) CTC - BP1588
ADA-Friendly item.

Cup Pull

- 4-1/4in (108mm) LGTH
3in (76mm) CTC - BP1592

See p. 116 for SKU-specific details.



THE PERFECT COMPANION

Complete the look by pairing **Edona** or the hollow **Era** knob with Granby.

See p. 88 & 90

COLLECTION:
Granby

FINISH:
Polished Nickel

Granby

grace in simplicity

Resembling the graceful details of a lathe-turned form, **Granby** resonates with a stylish simplicity that beautifully accentuates any space.

AVAILABLE FINISHES

- Polished Chrome (26)
- Polished Nickel (PN)
- Satin Nickel (G10)
- Oil-Rubbed Bronze (ORB)
- Matte Black (FB)



26 PN G10 ORB FB

AVAILABLE SIZES

Pulls (4 Sizes Available)


- 3-3/8in (86mm) LGTH
3in (76mm) CTC - *BP53013*
- 4-3/16in (106mm) LGTH
3-3/4in (96mm) CTC - *BP55243*
ADA-Friendly item.
- 5-9/16in (141mm) LGTH
5-1/16in (128mm) - *BP55244*
ADA-Friendly item.
- 6-7/8in (175mm) LGTH
6-5/16in (160mm) CTC - *BP55245*
ADA-Friendly item.

See pp. 116-117 for SKU-specific details.



finish companions

LIGHT, CREAMY TONES




A STately COMPLEMENT

- Satin Nickel
- Oil-Rubbed Bronze

MAXIMUM CONTRAST

- Matte Black

NEUTRAL, CLASSIC GRAYS



UNEXPECTED SPARKLE

- Polished Chrome
- Polished Nickel

ARTISAN APPEAL

- Oil-Rubbed Bronze



SMALL CHANGE. BIG IMPACT.

Try **Ravino** in **alternative spaces** like laundry rooms and entryways. Combining knobs, pulls and cup pulls lends **custom appeal**.

COLLECTION:

Ravino

FINISH:

Oil-Rubbed Bronze

Ravino

simple, handsome style

A handsome collection with timeless character, **Ravino** offers versatile style with attractive forms that play perfectly together for a lasting impression.

AVAILABLE FINISHES

- Polished Chrome (26)
- Satin Nickel (G10)
- Oil-Rubbed Bronze (ORB)
- Matte Black (FB)



26

G10

ORB

FB

AVAILABLE SIZE

Knob

- 1-1/4in (32mm) DIA - BP53012

Pull

- 5in (127mm) LGTH
3in (76mm) CTC - BP21935
ADA-Friendly item.

Cup Pull

- 3-11/16in (94mm) LGTH
3in (76mm) CTC - BP22094

See p. 117 for SKU-specific details.

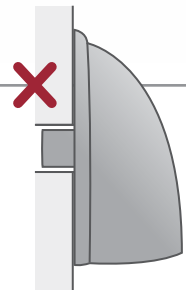


HASSLE-FREE INSTALLATION

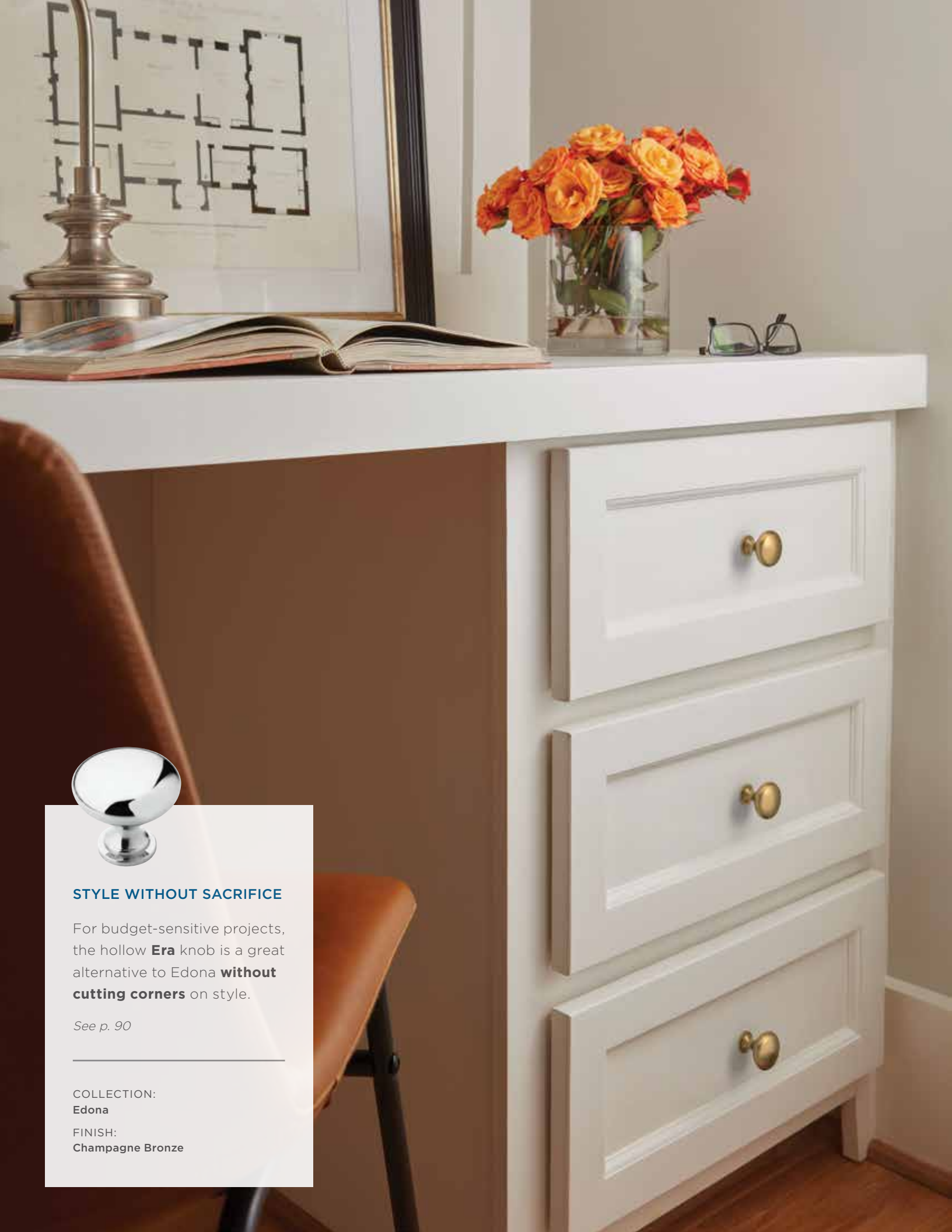
No stem means the Ravino cup pull **mounts flush** without counterbore drilling.



Ravino's stem-free design sits flush for no-hassle installation.



Typical cup pulls have a stem that requires counterbore drilling.



STYLE WITHOUT SACRIFICE

For budget-sensitive projects, the hollow **Era** knob is a great alternative to Edona **without cutting corners** on style.

See p. 90

COLLECTION:
Edona

FINISH:
Champagne Bronze

Edona

timeless and versatile

As timeless as it is versatile, the **Edona** knob injects style as a standalone statement or paired with a variety of styles.



AVAILABLE FINISHES

- Polished Chrome (26)
- Satin Nickel (G10)
- Champagne Bronze (CZ)
- Oil-Rubbed Bronze (ORB)
- Matte Black (FB)



26 G10 CZ ORB FB

SELECT FINISHES

- Antique Silver (AS)
- Polished Brass (3)
- Burnished Bronze (BB)



AS 3 BB

AVAILABLE SIZE

Knob


- 1-1/4in (32mm) DIA - BP53005

See p. 118 for SKU-specific details.

perfect style pairings

STYLE FLEXIBILITY

Pair Edona with a variety of collections for a **high-style complement.**



RENOWN

See p. 78



VILLE

See p. 80



A SOLID OPTION

For additional finish options including Champagne Bronze, the **Edona** knob is a great alternative.

See p. 88

COLLECTION:
Era

FINISH:
Matte Black

Era

a hollow knob with enduring style

The hollow **Era** knob represents an attractive and versatile look, a boon to anyone not wanting to sacrifice enduring style for a budget-friendly option.

AVAILABLE FINISHES

- Polished Chrome (26)
- Satin Nickel (G10)
- Oil-Rubbed Bronze (ORB)
- Matte Black (FB)



26 G10 ORB FB

AVAILABLE SIZE

Knob

- 1-1/4in (32mm) DIA - BP36907

See p. 118 for SKU-specific details.



NO STYLE SACRIFICES

The hollow **Era** knob is a great option for budget sensitive projects **without having to cut corners** on style.

perfect style pairings

BOUNDLESS VERSATILITY

A truly **versatile** style, the hollow Era knob pairs beautifully with a **variety** of collections.



GRANBY

See p. 84




INSPIRATIONS

See p. 82



RAVINO

See p. 86



A **tailored** and **simplified** selling experience.

ALLISON[®] | BY AMEROCK

Three MSRP groups available in three display options.

Choose an assortment and display option that **best fits your business model**.

Each MSRP group features a useful **selling tool**, such as a complementing plumbing finish matrix.

To **discourage price shopping**, SKU-specific details are included in the **product map**.



A row of chips show **available core finishes**.

Keep your board organized with an included **reset map** showing the recommended layout.

Plus, samples on each board are marked with their own **unique color**.



1

INTERACTIVE BOARD OPTIONS

Allow customers to easily remove hardware from the boards and **visualize** it **directly** on their cabinet selection.

Part Nos.:

- CDB19074 (MSRP Good Assortment, Board 1)
- CDB19075 (MSRP Better Assortment, Board 2)
- CDB19076 (MSRP Better Assortment, Board 3)

Mounting hardware included for slat wall or sheetrock. See p. 119 for ordering information.



2

STATIC BOARD OPTIONS



Part Nos.:

- CDB19071 (MSRP Good Assortment, Board 1)
- CDB19072 (MSRP Better Assortment, Board2)
- CDB19073 (MSRP Better Assortment, Board 3)

Elegant **white gloss** display boards feature **fixed hardware** for those preferring a static option.



Hardware can be unscrewed to show alternate finishes or update the offering.



A **product map** with SKU-specific details is included.

Mounting hardware included for slat wall or sheetrock. See p. 119 for ordering information.

CURATED TRAY OPTIONS



Part Nos.:

- CDB19077 (MSRP Good Assortment for Tray 1)
- CDB19078 (MSRP Better Assortment for Tray 2)
- CDB19079 (MSRP Better Assortment for Tray 3)

Maximize the versatility of your displays with a complementing tray, which can also fit into vignette drawers.



To help keep the tray organized, a **reset map** showing the **recommended layout** is included.

Tray and optional lid sold separately. See p. 119 for ordering information.

Contact your Amerock sales rep to learn more about our merchandising options and special bundle pricing.

Merchandising **your way.**


See p. 94 for **versatile display options** that fit your business needs and create an engaging customer experience.



Floating Wall Display



Rotating 2-Sided Tower



2-Sided Retail Display

Merchandising **your way.**

Sleek, streamlined solutions with an elegant matte navy and glossy white palette.

We get it. **Space is precious**, and you need displays that work for your business. Provide an **elegant** and **engaging** customer experience with our three **versatile** presentation options.

See p. 118 for ordering information.



Optional metallic logo available at **no charge**.

Part No. CDB19091



1 FLOATING WALL DISPLAY

Part No. CDB19052

- Display **floats** off wall surface
- Holds **three** Interactive or Static boards, sold separately
- Includes **mounting hardware** for slat wall or sheetrock



Looking to expand your display footprint? Utilize multiple wall displays.



2 ROTATING 2-SIDED TOWER

Part No. CDB19053

- Each side holds **three** Interactive or Static boards, sold separately



3 2-SIDED RETAIL DISPLAY

Part No. CDB19090

- **Non-rotating**
- Each side holds **three** Interactive or Static boards, sold separately
- Includes 2 options: **locking caster wheels** or **leveling feet**

A complete offering.

Amerock's Simple Solutions merchandising display options accommodate all Interactive and Static board styles, so you can **complement your Allison by Amerock offering.**

See p. 119 for ordering information.



Amerock MSRP-Grouped Boards

Focusing on good, better and best price points, the three MSRP-grouped boards feature our most popular collections.



Amerock Euro Contemporary Collections

A selection of luxurious, European-inspired designs featuring emerging finishes and extended pull lengths.



Amerock 2020 Couture Collections

A curated selection of our most unique split-finish collections featuring new finish combinations.



Appliance Pulls

A selection of appliance pulls that complement the collections featured on Amerock's MSRP-grouped boards.

Static board options only.

Finish samples.

Follow these steps to create a finish chip ring that showcases Amerock's **trending finishes.**

STEP 1


Purchase a customizable Cabinet Hardware Chip Ring - FCRNG003*

- Polished Chrome
- Polished Nickel
- Satin Nickel
- Silver Champagne
- Black Brushed Nickel
- Black Chrome
- Black Nickel



STEP 2

Easily open the finish chip ring by unscrewing the fastener.



STEP 3

Add the following individual finish chips, sold separately.

- Golden Champagne - BP36658BBZ*
- Champagne Bronze - BP36658CZ*
- Oil-Rubbed Bronze - BP36658ORB*
- Gunmetal (Graphite) - BP36658GM*
- Matte Black - BP36658MB*

*See p. 118 for ordering information.

Amerock is the right choice for **designers** and **builders**.

Key software partnerships make it easier than ever to bring Amerock into your designs.



COLLECTION:
Surpass
FINISH:
Matte Black



ACCREDITED MANUFACTURER

Amerock streamlines the hardware selection process.

Now that Amerock's add-on catalog can be utilized **within a cabinet manufacturer's catalog**, this it's easier than ever for **thousands of dealers and designers** to bring Amerock – and Allison by Amerock – into their **2020 Design Live** projects.

How do I find and utilize Amerock products within 2020 Design Live?

First, you'll need to download and install Amerock's catalog (See video **1** on the right).

Second, add "**Amerock Hardware**" as an add-on to any selected cabinet in your design (from any cabinetry brand catalog) or apply the add-ons to all cabinets within the design through **Global Attributes** (See video **2** on the right).

Third, click on **Styles & Pricing** to select the desired Amerock hardware.

Find the following 'how-to' videos on the 2020 Design Live YouTube channel at

youtube.com/2020DesignSoftware



1

"Your Burning Questions, Answered"

View from 18:11 - 19:56



2

"2020 Design Tip: Adding Amerock Hardware to Your Designs"

What version of 2020 Design Live do I need to access Amerock's products?

You can use Amerock's catalogs in **versions 11.9 and up**. For the best performance and render quality, 2020 Spaces recommends using the latest version.

Can I add Amerock to spaces beyond the kitchen and bath?

Yes. With the **2020 Closet add-on** for 2020 Design Live, you can bring Amerock products into **alternative spaces** like home offices, master closets, laundry rooms and entryways.

Visit 2020spaces.com/training/2020design for additional training or contact 2020 customer support at **1-866-697-2020**.

envision™

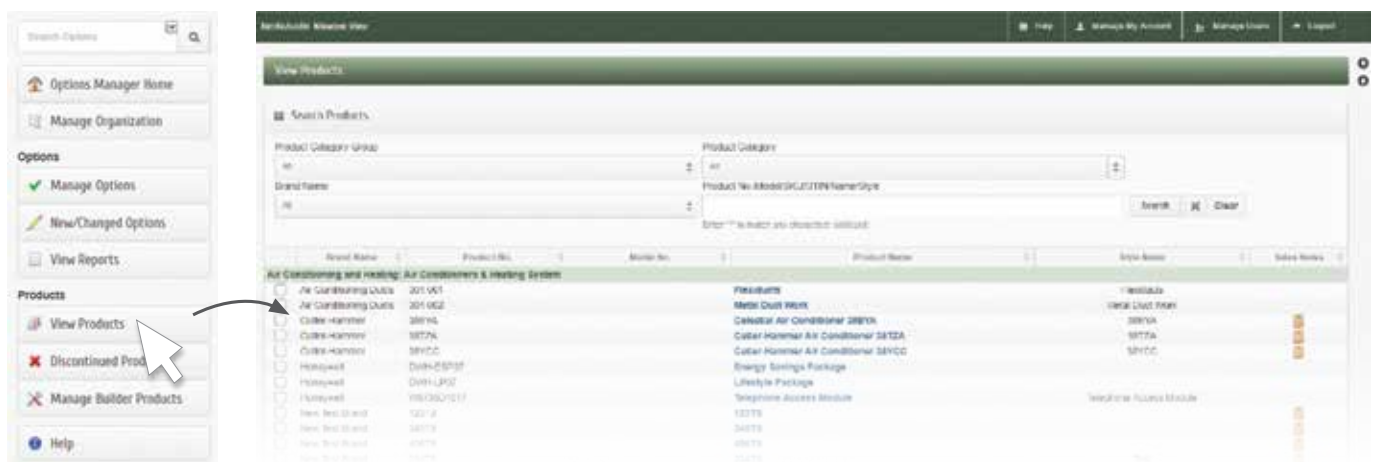
How do I find Amerock's products on Envision?

To find a curated selection of Amerock products available in **Envision** design software, click the *View Products* link in the *Global Navigation Bar*. You can then link products to your project by using the *Options Manager* (see below.)

Can my clients and I visualize Amerock hardware in each project?

Yes, with the Envision Room Visualizer at your website or showroom, you can **show Amerock installed** in a **3-D room environment**.

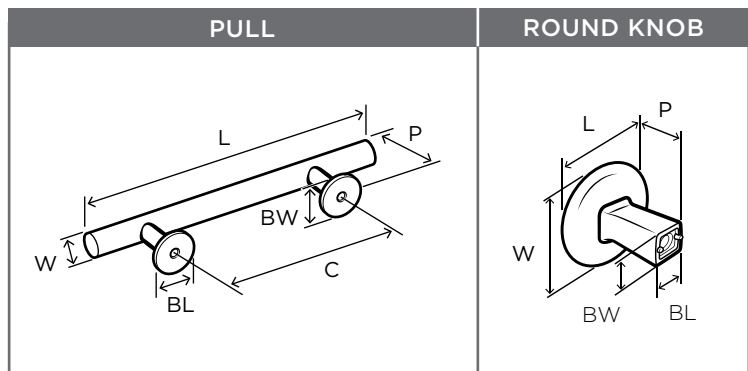
To learn more about the software, contact *Envision customer support* at **1-866-651-8866** or info@thebdx.com.





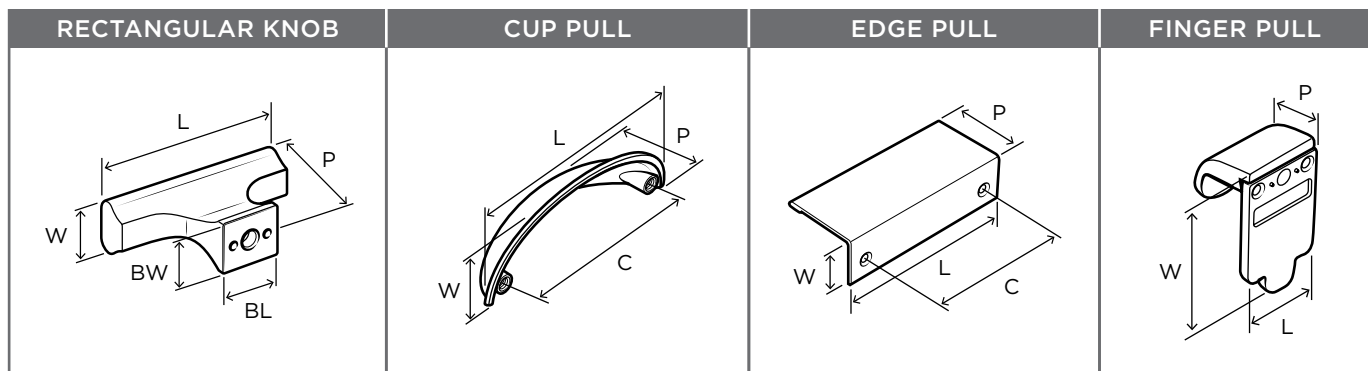
REFERENCE DRAWINGS

Symbol	Description
L	Length
W	Width
P	Projection
C	Center-to-Center
BL	Base Length
BW	Base Width



HARDWARE INCLUDED

PULLS
Premise pulls include: (2) M4 x 1 in. Truss Head Machine Screw (2) M4 x 1-9/16 in. Truss Head Machine Screw All other pulls include: (2) #8-32 x 1in LGTH T.H. Machine Screw (2) #8-32 x 1-1/2in LGTH T.H. Machine Screw
EDGE PULLS
(2) #4 x 16mm LGTH F.H. Wood Screw
FINGER PULL
(2) #8-32 x 1in LGTH T.H. Machine Screw (2) #8-32 x 1-1/2in LGTH T.H. Machine Screw
CUP PULLS
(2) #8-32 x 1in LGTH T.H. Machine Screw (2) #8-32 x 1-1/2in LGTH T.H. Machine Screw
KNOBS
(1) #8-32 x 1in LGTH T.H. Machine Screw (1) #8-32 x 1-1/2in LGTH T.H. Machine Screw



BOX QUANTITIES

Profile	Shelf Pack QTY	Master Pack QTY
Stature • p. 32		
BP11287, BP22439	10	120
BP36887, BP36891*	25	100
BP36888	10	80
BP36889	10	60
BP36890	10	50
Exceed • p. 34		
BP36880	20	160
BP36881	25	100
BP36882, BP36883	10	80
BP36884	10	50
Surpass • p. 36		
BP36893	25	200
BP36894	20	160
BP36895	25	100
BP36896	10	80
Uprise • p. 38		
BP36917, BP36918	25	250
BP36919, BP36920	20	100
Factor • p. 40		
BP36780	25	200
BP36781, BP36782	25	250
BP36783	20	200
Extensity • p. 42		
BP29370, BP23979, BP23985, BP29398	10	120
BP29393, BP29394	10	80
Mergence • p. 46		
BP36857, BP36858	25	200
BP36859, BP36860, BP36861	10	80
Destine • p. 48		
BP36857, BP36858		
BP36859, BP36860, BP36861	10	80
Caliber • p. 50		
BP36872	25	200
BP36873	25	100
BP36873	10	80
BP36875	10	60
BP36876, BP36877	10	50

Profile	Shelf Pack QTY	Master Pack QTY
Radius • p. 52		
BP36864	25	200
BP36865	25	100
BP36866	10	80
BP36864	10	60
BP36868, BP36869	10	50
Status • p. 54		
BP36836	50	250
BP36837, BP36838, BP36839	25	250
BP36840	20	200
Premise • p. 56		
BP36843, BP36844	50	200
BP36845, BP36846	40	160
Riva • p. 58		
BP55361, BP55362, BP55364, BP55365	25	200
BP55367, BP55368	10	80
Versa • p. 60		
BP36904	25	200
BP36912	20	80
BP36913	10	80
BP36914	10	60
BP36915	10	50
Rift • p. 62		
BP36899	25	200
BP36900	10	80
Revolve • p. 64		
BP36852, BP36853, BP36854	25	250
Monument • p. 66		
BP36570, BP36571	20	200
BP36572, BP36578*	25	250
BP36905	25	200
BP36909	10	80
Edge Pulls • p. 68		
BP36573, BP36574	50	500
BP36575	40	400

Profile	Shelf Pack QTY	Master Pack QTY
Vaile • p. 70		
BP53003 (26 & FB)	25	250
BP53003 (G10 & ORB)	25	200
BP53003	25	200
Winsome • p. 74		
BP36765, BP36766	25	200
BP36767	10	80
BP36768	10	60
BP36769	10	50
Appoint • p. 76		
BP36758	50	250
BP36759, BP36760	25	125
BP36761	20	100
BP36762, BP36764*	20	200
BP36763	15	150
Renown • p. 78		
BP36793	25	200
BP36794, BP36795	25	250
BP36796	20	200
Ville • p. 80		
BP36774	50	250
BP36775, BP36776	25	250
BP36777	20	200
Inspirations • p. 82		
BP15862, BP1588, BP1592	10	80
BP1586, BP1587, BP1590	25	200
Granby • p. 84		
BP53013, BP55243	25	200
BP55244, BP55245	10	80
Ravino • p. 86		
BP21935, BP22094	10	100
BP53012, BP53005	25	200
BP36907	100	400
Edona • p. 88		
BP53005	25	200
Era • p. 90		
BP36907	100	400

*New item coming soon.

PRODUCT INDEX

Product No.	Type	Finish	Product Detail in(mm)	Length in(mm)	Width in(mm)	Projection in(mm)	Base Dimensions in(mm)	Base Material	ADA-Friendly
Stature • p. 32									
BP1128726	Knob	Polished Chrome	1-1/4 (32) LGTH	1-1/4 (32)	1-1/4 (32)	1-1/4 (32)	9/16 L x 9/16 W (14 L x 14 W)	Zinc	—
BP11287BBZ*	Knob	Golden Champagne	1-1/4 (32) LGTH	1-1/4 (32)	1-1/4 (32)	1-1/4 (32)	9/16 L x 9/16 W (14 L x 14 W)	Zinc	—
BP11287CZ	Knob	Champagne Bronze	1-1/4 (32) LGTH	1-1/4 (32)	1-1/4 (32)	1-1/4 (32)	9/16 L x 9/16 W (14 L x 14 W)	Zinc	—
BP11287FB	Knob	Matte Black	1-1/4 (32) LGTH	1-1/4 (32)	1-1/4 (32)	1-1/4 (32)	9/16 L x 9/16 W (14 L x 14 W)	Zinc	—
BP11287G10	Knob	Satin Nickel	1-1/4 (32) LGTH	1-1/4 (32)	1-1/4 (32)	1-1/4 (32)	9/16 L x 9/16 W (14 L x 14 W)	Zinc	—
BP11287ORB	Knob	Oil-Rubbed Bronze	1-1/4 (32) LGTH	1-1/4 (32)	1-1/4 (32)	1-1/4 (32)	9/16 L x 9/16 W (14 L x 14 W)	Zinc	—
BP2243926	Cup Pull	Polished Chrome	5-1/16 (128) CTC	6-3/8 (162)	1-5/16 (34)	15/16 (24)	6-3/8 L x 1-5/16 W (162 L x 33 W)	Zinc	—
BP22439BBZ*	Cup Pull	Golden Champagne	5-1/16 (128) CTC	6-3/8 (162)	1-5/16 (34)	15/16 (24)	6-3/8 L x 1-5/16 W (162 L x 33 W)	Zinc	—
BP22439CZ	Cup Pull	Champagne Bronze	5-1/16 (128) CTC	6-3/8 (162)	1-5/16 (34)	15/16 (24)	6-3/8 L x 1-5/16 W (162 L x 33 W)	Zinc	—
BP22439FB	Cup Pull	Matte Black	5-1/16 (128) CTC	6-3/8 (162)	1-5/16 (34)	15/16 (24)	6-3/8 L x 1-5/16 W (162 L x 33 W)	Zinc	—
BP22439G10	Cup Pull	Satin Nickel	5-1/16 (128) CTC	6-3/8 (162)	1-5/16 (34)	15/16 (24)	6-3/8 L x 1-5/16 W (162 L x 33 W)	Zinc	—
BP22439ORB	Cup Pull	Oil-Rubbed Bronze	5-1/16 (128) CTC	6-3/8 (162)	1-5/16 (34)	15/16 (24)	6-3/8 L x 1-5/16 W (162 L x 33 W)	Zinc	—
BP3688726	Pull	Polished Chrome	3-3/4 (96) CTC	4-9/16 (116)	9/16 (14)	1-3/8 (35)	13/16 L x 13/16 W (21 L x 21 W)	Zinc	✓
BP36887BBZ*	Pull	Golden Champagne	3-3/4 (96) CTC	4-9/16 (116)	9/16 (14)	1-3/8 (35)	13/16 L x 13/16 W (21 L x 21 W)	Zinc	✓
BP36887CZ	Pull	Champagne Bronze	3-3/4 (96) CTC	4-9/16 (116)	9/16 (14)	1-3/8 (35)	13/16 L x 13/16 W (21 L x 21 W)	Zinc	✓
BP36887FB	Pull	Matte Black	3-3/4 (96) CTC	4-9/16 (116)	9/16 (14)	1-3/8 (35)	13/16 L x 13/16 W (21 L x 21 W)	Zinc	✓
BP36887G10	Pull	Satin Nickel	3-3/4 (96) CTC	4-9/16 (116)	9/16 (14)	1-3/8 (35)	13/16 L x 13/16 W (21 L x 21 W)	Zinc	✓
BP36887ORB	Pull	Oil-Rubbed Bronze	3-3/4 (96) CTC	4-9/16 (116)	9/16 (14)	1-3/8 (35)	13/16 L x 13/16 W (21 L x 21 W)	Zinc	✓
BP3688826	Pull	Polished Chrome	5-1/16 (128) CTC	5-13/16 (148)	9/16 (14)	1-3/8 (35)	13/16 L x 13/16 W (21 L x 21 W)	Zinc	✓
BP36888BBZ*	Pull	Golden Champagne	5-1/16 (128) CTC	5-13/16 (148)	9/16 (14)	1-3/8 (35)	13/16 L x 13/16 W (21 L x 21 W)	Zinc	✓
BP36888CZ	Pull	Champagne Bronze	5-1/16 (128) CTC	5-13/16 (148)	9/16 (14)	1-3/8 (35)	13/16 L x 13/16 W (21 L x 21 W)	Zinc	✓
BP36888FB	Pull	Matte Black	5-1/16 (128) CTC	5-13/16 (148)	9/16 (14)	1-3/8 (35)	13/16 L x 13/16 W (21 L x 21 W)	Zinc	✓
BP36888G10	Pull	Satin Nickel	5-1/16 (128) CTC	5-13/16 (148)	9/16 (14)	1-3/8 (35)	13/16 L x 13/16 W (21 L x 21 W)	Zinc	✓
BP36888ORB	Pull	Oil-Rubbed Bronze	5-1/16 (128) CTC	5-13/16 (148)	9/16 (14)	1-3/8 (35)	13/16 L x 13/16 W (21 L x 21 W)	Zinc	✓
BP3688926	Pull	Polished Chrome	6-5/16 (160) CTC	7-1/16 (179)	9/16 (14)	1-3/8 (35)	13/16 L x 13/16 W (21 L x 21 W)	Zinc	✓
BP36889BBZ*	Pull	Golden Champagne	6-5/16 (160) CTC	7-1/16 (179)	9/16 (14)	1-3/8 (35)	13/16 L x 13/16 W (21 L x 21 W)	Zinc	✓
BP36889CZ	Pull	Champagne Bronze	6-5/16 (160) CTC	7-1/16 (179)	9/16 (14)	1-3/8 (35)	13/16 L x 13/16 W (21 L x 21 W)	Zinc	✓
BP36889FB	Pull	Matte Black	6-5/16 (160) CTC	7-1/16 (179)	9/16 (14)	1-3/8 (35)	13/16 L x 13/16 W (21 L x 21 W)	Zinc	✓
BP36889G10	Pull	Satin Nickel	6-5/16 (160) CTC	7-1/16 (179)	9/16 (14)	1-3/8 (35)	13/16 L x 13/16 W (21 L x 21 W)	Zinc	✓
BP36889ORB	Pull	Oil-Rubbed Bronze	6-5/16 (160) CTC	7-1/16 (179)	9/16 (14)	1-3/8 (35)	13/16 L x 13/16 W (21 L x 21 W)	Zinc	✓
BP3689026	Pull	Polished Chrome	8-13/16 (224) CTC	9-9/16 (243)	9/16 (14)	1-3/8 (35)	13/16 L x 13/16 W (21 L x 21 W)	Zinc	✓

***New item coming soon.** Mounting hardware included.

The dimensional information provided here should be verified with the actual product prior to drilling or attempting to install the hardware. Please direct any questions you may have on the installation process to Amerock Customer Service (see back cover for contact information).

PRODUCT INDEX

Product No.	Type	Finish	Product Detail in(mm)	Length in(mm)	Width in(mm)	Projection in(mm)	Base Dimensions in(mm)	Base Material	ADA-Friendly
Stature (continued) • p. 32									
BP36890BBZ*	Pull	Golden Champagne	8-13/16 (224) CTC	9-9/16 (243)	9/16 (14)	1-3/8 (35)	13/16 L x 13/16 W (21 L x 21 W)	Zinc	✓
BP36890CZ	Pull	Champagne Bronze	8-13/16 (224) CTC	9-9/16 (243)	9/16 (14)	1-3/8 (35)	13/16 L x 13/16 W (21 L x 21 W)	Zinc	✓
BP36890FB	Pull	Matte Black	8-13/16 (224) CTC	9-9/16 (243)	9/16 (14)	1-3/8 (35)	13/16 L x 13/16 W (21 L x 21 W)	Zinc	✓
BP36890G10	Pull	Satin Nickel	8-13/16 (224) CTC	9-9/16 (243)	9/16 (14)	1-3/8 (35)	13/16 L x 13/16 W (21 L x 21 W)	Zinc	✓
BP36890ORB	Pull	Oil-Rubbed Bronze	8-13/16 (224) CTC	9-9/16 (243)	9/16 (14)	1-3/8 (35)	13/16 L x 13/16 W (21 L x 21 W)	Zinc	✓
BP3689126*	Pull	Polished Chrome	3 (76) CTC	3-3/4 (96)	9/16 (14)	1-3/8 (35)	13/16 L x 13/16 W (21 L x 21 W)	Zinc	—
BP36891BBZ*	Pull	Golden Champagne	3 (76) CTC	3-3/4 (96)	9/16 (14)	1-3/8 (35)	13/16 L x 13/16 W (21 L x 21 W)	Zinc	—
BP36891CZ*	Pull	Champagne Bronze	3 (76) CTC	3-3/4 (96)	9/16 (14)	1-3/8 (35)	13/16 L x 13/16 W (21 L x 21 W)	Zinc	—
BP36891FB*	Pull	Matte Black	3 (76) CTC	3-3/4 (96)	9/16 (14)	1-3/8 (35)	13/16 L x 13/16 W (21 L x 21 W)	Zinc	—
BP36891G10*	Pull	Satin Nickel	3 (76) CTC	3-3/4 (96)	9/16 (14)	1-3/8 (35)	13/16 L x 13/16 W (21 L x 21 W)	Zinc	—
BP36891ORB*	Pull	Oil-Rubbed Bronze	3 (76) CTC	3-3/4 (96)	9/16 (14)	1-3/8 (35)	13/16 L x 13/16 W (21 L x 21 W)	Zinc	—
Exceed • p. 34									
BP3688026	Knob	Polished Chrome	1-1/2 (38) DIA	1-1/2 (38)	1-1/2 (38)	1-3/16 (30)	7/8 L x 7/8 W (22 L x 22 W)	Zinc	—
BP36880CZ	Knob	Champagne Bronze	1-1/2 (38) DIA	1-1/2 (38)	1-1/2 (38)	1-3/16 (30)	7/8 L x 7/8 W (22 L x 22 W)	Zinc	—
BP36880FB	Knob	Matte Black	1-1/2 (38) DIA	1-1/2 (38)	1-1/2 (38)	1-3/16 (30)	7/8 L x 7/8 W (22 L x 22 W)	Zinc	—
BP36880G10	Knob	Satin Nickel	1-1/2 (38) DIA	1-1/2 (38)	1-1/2 (38)	1-3/16 (30)	7/8 L x 7/8 W (22 L x 22 W)	Zinc	—
BP3688126	Pull	Polished Chrome	3-3/4 (96) CTC	5-1/4 (133)	5/16 (8)	1-3/8 (35)	7/8 L x 1 W (22 L x 25 W)	Zinc	✓
BP36881CZ	Pull	Champagne Bronze	3-3/4 (96) CTC	5-1/4 (133)	5/16 (8)	1-3/8 (35)	7/8 L x 1 W (22 L x 25 W)	Zinc	✓
BP36881FB	Pull	Matte Black	3-3/4 (96) CTC	5-1/4 (133)	5/16 (8)	1-3/8 (35)	7/8 L x 1 W (22 L x 25 W)	Zinc	✓
BP36881G10	Pull	Satin Nickel	3-3/4 (96) CTC	5-1/4 (133)	5/16 (8)	1-3/8 (35)	7/8 L x 1 W (22 L x 25 W)	Zinc	✓
BP3688226	Pull	Polished Chrome	5-1/16 (128) CTC	6 (152)	5/16 (8)	1-3/8 (35)	7/8 L x 1 W (22 L x 25 W)	Zinc	✓
BP36882CZ	Pull	Champagne Bronze	5-1/16 (128) CTC	6 (152)	5/16 (8)	1-3/8 (35)	7/8 L x 1 W (22 L x 25 W)	Zinc	✓
BP36882FB	Pull	Matte Black	5-1/16 (128) CTC	6 (152)	5/16 (8)	1-3/8 (35)	7/8 L x 1 W (22 L x 25 W)	Zinc	✓
BP36882G10	Pull	Satin Nickel	5-1/16 (128) CTC	6 (152)	5/16 (8)	1-3/8 (35)	7/8 L x 1 W (22 L x 25 W)	Zinc	✓
BP3688326	Pull	Polished Chrome	6-5/16 (160) CTC	7-1/4 (184)	5/16 (8)	1-3/8 (35)	7/8 L x 1 W (22 L x 25 W)	Zinc	✓
BP36883CZ	Pull	Champagne Bronze	6-5/16 (160) CTC	7-1/4 (184)	5/16 (8)	1-3/8 (35)	7/8 L x 1 W (22 L x 25 W)	Zinc	✓
BP36883FB	Pull	Matte Black	6-5/16 (160) CTC	7-1/4 (184)	5/16 (8)	1-3/8 (35)	7/8 L x 1 W (22 L x 25 W)	Zinc	✓
BP36883G10	Pull	Satin Nickel	6-5/16 (160) CTC	7-1/4 (184)	5/16 (8)	1-3/8 (35)	7/8 L x 1 W (22 L x 25 W)	Zinc	✓
BP3688426	Pull	Polished Chrome	8-13/16 (224) CTC	9-13/16 (249)	5/16 (8)	1-3/8 (35)	7/8 L x 1 W (22 L x 25 W)	Zinc	✓
BP36884CZ	Pull	Champagne Bronze	8-13/16 (224) CTC	9-13/16 (249)	5/16 (8)	1-3/8 (35)	7/8 L x 1 W (22 L x 25 W)	Zinc	✓
BP36884FB	Pull	Matte Black	8-13/16 (224) CTC	9-13/16 (249)	5/16 (8)	1-3/8 (35)	7/8 L x 1 W (22 L x 25 W)	Zinc	✓
BP36884G10	Pull	Satin Nickel	8-13/16 (224) CTC	9-13/16 (249)	5/16 (8)	1-3/8 (35)	7/8 L x 1 W (22 L x 25 W)	Zinc	✓

*New item coming soon. Mounting hardware included.

The dimensional information provided here should be verified with the actual product prior to drilling or attempting to install the hardware. Please direct any questions you may have on the installation process to Amerock Customer Service (see back cover for contact information).

PRODUCT INDEX

Product No.	Type	Finish	Product Detail in(mm)	Length in(mm)	Width in(mm)	Projection in(mm)	Base Dimensions in(mm)	Base Material	ADA-Friendly
Surpass • p. 36									
BP3689326	Knob	Polished Chrome	1-1/4 (32) DIA	1-1/4 (32)	1-1/4 (32)	1-3/16 (30)	3/4 L x 11/16 W (19 L x 17 W)	Zinc	—
BP36893CZ	Knob	Champagne Bronze	1-1/4 (32) DIA	1-1/4 (32)	1-1/4 (32)	1-3/16 (30)	3/4 L x 11/16 W (19 L x 17 W)	Zinc	—
BP36893FB	Knob	Matte Black	1-1/4 (32) DIA	1-1/4 (32)	1-1/4 (32)	1-3/16 (30)	3/4 L x 11/16 W (19 L x 17 W)	Zinc	—
BP36893G10	Knob	Satin Nickel	1-1/4 (32) DIA	1-1/4 (32)	1-1/4 (32)	1-3/16 (30)	3/4 L x 11/16 W (19 L x 17 W)	Zinc	—
BP3689426	Pull	Polished Chrome	3-3/4 (96) CTC	4-9/16 (116)	7/16 (11)	1-3/16 (30)	3/4 L x 11/16 W (19 L x 17 W)	Zinc	✓
BP36894CZ	Pull	Champagne Bronze	3-3/4 (96) CTC	4-9/16 (116)	7/16 (11)	1-3/16 (30)	3/4 L x 11/16 W (19 L x 17 W)	Zinc	✓
BP36894FB	Pull	Matte Black	3-3/4 (96) CTC	4-9/16 (116)	7/16 (11)	1-3/16 (30)	3/4 L x 11/16 W (19 L x 17 W)	Zinc	✓
BP36894G10	Pull	Satin Nickel	3-3/4 (96) CTC	4-9/16 (116)	7/16 (11)	1-3/16 (30)	3/4 L x 11/16 W (19 L x 17 W)	Zinc	✓
BP3689526	Pull	Polished Chrome	5-1/16 (128) CTC	5-13/16 (148)	7/16 (11)	1-3/16 (30)	3/4 L x 11/16 W (19 L x 17 W)	Zinc	✓
BP36895CZ	Pull	Champagne Bronze	5-1/16 (128) CTC	5-13/16 (148)	7/16 (11)	1-3/16 (30)	3/4 L x 11/16 W (19 L x 17 W)	Zinc	✓
BP36895FB	Pull	Matte Black	5-1/16 (128) CTC	5-13/16 (148)	7/16 (11)	1-3/16 (30)	3/4 L x 11/16 W (19 L x 17 W)	Zinc	✓
BP36895G10	Pull	Satin Nickel	5-1/16 (128) CTC	5-13/16 (148)	7/16 (11)	1-3/16 (30)	3/4 L x 11/16 W (19 L x 17 W)	Zinc	✓
BP3689626	Pull	Polished Chrome	6-5/16 (160) CTC	7-1/16 (179)	7/16 (11)	1-3/16 (30)	3/4 L x 11/16 W (19 L x 17 W)	Zinc	✓
BP36896CZ	Pull	Champagne Bronze	6-5/16 (160) CTC	7-1/16 (179)	7/16 (11)	1-3/16 (30)	3/4 L x 11/16 W (19 L x 17 W)	Zinc	✓
BP36896FB	Pull	Matte Black	6-5/16 (160) CTC	7-1/16 (179)	7/16 (11)	1-3/16 (30)	3/4 L x 11/16 W (19 L x 17 W)	Zinc	✓
BP36896G10	Pull	Satin Nickel	6-5/16 (160) CTC	7-1/16 (179)	7/16 (11)	1-3/16 (30)	3/4 L x 11/16 W (19 L x 17 W)	Zinc	✓
Uprise • p. 38									
BP3691726	Pull	Polished Chrome	3-3/4 (96) CTC	6-5/8 (168)	1/4 (6)	1-3/16 (30)	1-9/16 L x 3/4 W (40 L x 19 W)	Zinc	✓
BP36917CZ	Pull	Champagne Bronze	3-3/4 (96) CTC	6-5/8 (168)	1/4 (6)	1-3/16 (30)	1-9/16 L x 3/4 W (40 L x 19 W)	Zinc	✓
BP36917FB	Pull	Matte Black	3-3/4 (96) CTC	6-5/8 (168)	1/4 (6)	1-3/16 (30)	1-9/16 L x 3/4 W (40 L x 19 W)	Zinc	✓
BP36917G10	Pull	Satin Nickel	3-3/4 (96) CTC	6-5/8 (168)	1/4 (6)	1-3/16 (30)	1-9/16 L x 3/4 W (40 L x 19 W)	Zinc	✓
BP3691826	Pull	Polished Chrome	5-1/16 (128) CTC	7-7/8 (200)	1/4 (6)	1-3/16 (30)	1-9/16 L x 3/4 W (40 L x 19 W)	Zinc	✓
BP36918CZ	Pull	Champagne Bronze	5-1/16 (128) CTC	7-7/8 (200)	1/4 (6)	1-3/16 (30)	1-9/16 L x 3/4 W (40 L x 19 W)	Zinc	✓
BP36918FB	Pull	Matte Black	5-1/16 (128) CTC	7-7/8 (200)	1/4 (6)	1-3/16 (30)	1-9/16 L x 3/4 W (40 L x 19 W)	Zinc	✓
BP36918G10	Pull	Satin Nickel	5-1/16 (128) CTC	7-7/8 (200)	1/4 (6)	1-3/16 (30)	1-9/16 L x 3/4 W (40 L x 19 W)	Zinc	✓
BP3691926	Pull	Polished Chrome	7-9/16 (192) CTC	10-5/8 (270)	5/16 (8)	1-5/16 (33)	1-11/16 L x 7/8 W (43 L x 22 W)	Zinc	✓
BP36919CZ	Pull	Champagne Bronze	7-9/16 (192) CTC	10-5/8 (270)	5/16 (8)	1-5/16 (33)	1-11/16 L x 7/8 W (43 L x 22 W)	Zinc	✓
BP36919FB	Pull	Matte Black	7-9/16 (192) CTC	10-5/8 (270)	5/16 (8)	1-5/16 (33)	1-11/16 L x 7/8 W (43 L x 22 W)	Zinc	✓
BP36919G10	Pull	Satin Nickel	7-9/16 (192) CTC	10-5/8 (270)	5/16 (8)	1-5/16 (33)	1-11/16 L x 7/8 W (43 L x 22 W)	Zinc	✓
BP3692026	Pull	Polished Chrome	8-13/16 (224) CTC	11-15/16 (303)	5/16 (8)	1-5/16 (33)	1-11/16 L x 7/8 W (43 L x 22 W)	Zinc	✓
BP36920CZ	Pull	Champagne Bronze	8-13/16 (224) CTC	11-15/16 (303)	5/16 (8)	1-5/16 (33)	1-11/16 L x 7/8 W (43 L x 22 W)	Zinc	✓
BP36920FB	Pull	Matte Black	8-13/16 (224) CTC	11-15/16 (303)	5/16 (8)	1-5/16 (33)	1-11/16 L x 7/8 W (43 L x 22 W)	Zinc	✓
BP36920G10	Pull	Satin Nickel	8-13/16 (224) CTC	11-15/16 (303)	5/16 (8)	1-5/16 (33)	1-11/16 L x 7/8 W (43 L x 22 W)	Zinc	✓

Mounting hardware included.

The dimensional information provided here should be verified with the actual product prior to drilling or attempting to install the hardware. Please direct any questions you may have on the installation process to Amerock Customer Service (see back cover for contact information).

PRODUCT INDEX

Product No.	Type	Finish	Product Detail in(mm)	Length in(mm)	Width in(mm)	Projection in(mm)	Base Dimensions in(mm)	Base Material	ADA-Friendly
Factor • p. 40									
BP3678026	Knob	Polished Chrome	1-1/4 (32) DIA	1-1/4 (32)	1-1/4 (32)	1-1/16 (27)	9/16 L x 9/16 W (14 L x 14 W)	Zinc	✓
BP36780CZ	Knob	Champagne Bronze	1-1/4 (32) DIA	1-1/4 (32)	1-1/4 (32)	1-1/16 (27)	9/16 L x 9/16 W (14 L x 14 W)	Zinc	✓
BP36780FB	Knob	Matte Black	1-1/4 (32) DIA	1-1/4 (32)	1-1/4 (32)	1-1/16 (27)	9/16 L x 9/16 W (14 L x 14 W)	Zinc	✓
BP36780G10	Knob	Satin Nickel	1-1/4 (32) DIA	1-1/4 (32)	1-1/4 (32)	1-1/16 (27)	9/16 L x 9/16 W (14 L x 14 W)	Zinc	✓
BP3678126	Pull	Polished Chrome	3-3/4 (96) CTC	4-5/16 (110)	5/16 (8)	1-3/16 (30)	9/16 L x 9/16 W (14 L x 14 W)	Zinc	✓
BP36781CZ	Pull	Champagne Bronze	3-3/4 (96) CTC	4-5/16 (110)	5/16 (8)	1-3/16 (30)	9/16 L x 9/16 W (14 L x 14 W)	Zinc	✓
BP36781FB	Pull	Matte Black	3-3/4 (96) CTC	4-5/16 (110)	5/16 (8)	1-3/16 (30)	9/16 L x 9/16 W (14 L x 14 W)	Zinc	✓
BP36781G10	Pull	Satin Nickel	3-3/4 (96) CTC	4-5/16 (110)	5/16 (8)	1-3/16 (30)	9/16 L x 9/16 W (14 L x 14 W)	Zinc	✓
BP3678226	Pull	Polished Chrome	5-1/16 (128) CTC	5-9/16 (141)	5/16 (8)	1-3/16 (30)	9/16 L x 9/16 W (14 L x 14 W)	Zinc	✓
BP36782CZ	Pull	Champagne Bronze	5-1/16 (128) CTC	5-9/16 (141)	5/16 (8)	1-3/16 (30)	9/16 L x 9/16 W (14 L x 14 W)	Zinc	✓
BP36782FB	Pull	Matte Black	5-1/16 (128) CTC	5-9/16 (141)	5/16 (8)	1-3/16 (30)	9/16 L x 9/16 W (14 L x 14 W)	Zinc	✓
BP36782G10	Pull	Satin Nickel	5-1/16 (128) CTC	5-9/16 (141)	5/16 (8)	1-3/16 (30)	9/16 L x 9/16 W (14 L x 14 W)	Zinc	✓
BP3678326	Pull	Polished Chrome	7-9/16 (192) CTC	8-1/8 (206)	5/16 (8)	1-3/16 (30)	9/16 L x 9/16 W (14 L x 14 W)	Zinc	✓
BP36783CZ	Pull	Champagne Bronze	7-9/16 (192) CTC	8-1/8 (206)	5/16 (8)	1-3/16 (30)	9/16 L x 9/16 W (14 L x 14 W)	Zinc	✓
BP36783FB	Pull	Matte Black	7-9/16 (192) CTC	8-1/8 (206)	5/16 (8)	1-3/16 (30)	9/16 L x 9/16 W (14 L x 14 W)	Zinc	✓
BP36783G10	Pull	Satin Nickel	7-9/16 (192) CTC	8-1/8 (206)	5/16 (8)	1-3/16 (30)	9/16 L x 9/16 W (14 L x 14 W)	Zinc	✓
Extensity • p. 42									
BP2937026	Knob	Polished Chrome	1-1/8 (29) LGTH	1-1/8 (29)	1-1/8 (29)	1-1/16 (27)	5/16 L x 5/16 W (8 L x 8 W)	Zinc	—
BP29370AS	Knob	Antique Silver	1-1/8 (29) LGTH	1-1/8 (29)	1-1/8 (29)	1-1/16 (27)	5/16 L x 5/16 W (8 L x 8 W)	Zinc	—
BP29370CZ	Knob	Champagne Bronze	1-1/8 (29) LGTH	1-1/8 (29)	1-1/8 (29)	1-1/16 (27)	5/16 L x 5/16 W (8 L x 8 W)	Zinc	—
BP29370FB	Knob	Matte Black	1-1/8 (29) LGTH	1-1/8 (29)	1-1/8 (29)	1-1/16 (27)	5/16 L x 5/16 W (8 L x 8 W)	Zinc	—
BP29370G10	Knob	Satin Nickel	1-1/8 (29) LGTH	1-1/8 (29)	1-1/8 (29)	1-1/16 (27)	5/16 L x 5/16 W (8 L x 8 W)	Zinc	—
BP29370ORB	Knob	Oil-Rubbed Bronze	1-1/8 (29) LGTH	1-1/8 (29)	1-1/8 (29)	1-1/16 (27)	5/16 L x 5/16 W (8 L x 8 W)	Zinc	—
BP2937926	Pull	Polished Chrome	3 (76) CTC	4-1/8 (105)	11/16 (17)	1-5/16 (33)	5/16 L x 5/16 W (8 L x 8 W)	Zinc	—
BP29379AS	Pull	Antique Silver	3 (76) CTC	4-1/8 (105)	11/16 (17)	1-5/16 (33)	5/16 L x 5/16 W (8 L x 8 W)	Zinc	—
BP29379CZ	Pull	Champagne Bronze	3 (76) CTC	4-1/8 (105)	11/16 (17)	1-5/16 (33)	5/16 L x 5/16 W (8 L x 8 W)	Zinc	—
BP29379FB	Pull	Matte Black	3 (76) CTC	4-1/8 (105)	11/16 (17)	1-5/16 (33)	5/16 L x 5/16 W (8 L x 8 W)	Zinc	—
BP29379G10	Pull	Satin Nickel	3 (76) CTC	4-1/8 (105)	11/16 (17)	1-5/16 (33)	5/16 L x 5/16 W (8 L x 8 W)	Zinc	—
BP29379ORB	Pull	Oil-Rubbed Bronze	3 (76) CTC	4-1/8 (105)	11/16 (17)	1-5/16 (33)	5/16 L x 5/16 W (8 L x 8 W)	Zinc	—
BP2938526	Pull	Polished Chrome	3-3/4 (96) CTC	4-15/16 (125)	11/16 (17)	1-5/16 (33)	5/16 L x 5/16 W (8 L x 8 W)	Zinc	—
BP29385AS	Pull	Antique Silver	3-3/4 (96) CTC	4-15/16 (125)	11/16 (17)	1-5/16 (33)	5/16 L x 5/16 W (8 L x 8 W)	Zinc	—
BP29385CZ	Pull	Champagne Bronze	3-3/4 (96) CTC	4-15/16 (125)	11/16 (17)	1-5/16 (33)	5/16 L x 5/16 W (8 L x 8 W)	Zinc	—
BP29385FB	Pull	Matte Black	3-3/4 (96) CTC	4-15/16 (125)	11/16 (17)	1-5/16 (33)	5/16 L x 5/16 W (8 L x 8 W)	Zinc	—
BP29385G10	Pull	Satin Nickel	3-3/4 (96) CTC	4-15/16 (125)	11/16 (17)	1-5/16 (33)	5/16 L x 5/16 W (8 L x 8 W)	Zinc	—
BP29385ORB	Pull	Oil-Rubbed Bronze	3-3/4 (96) CTC	4-15/16 (125)	11/16 (17)	1-5/16 (33)	5/16 L x 5/16 W (8 L x 8 W)	Zinc	—

Mounting hardware included.
The dimensional information provided here should be verified with the actual product prior to drilling or attempting to install the hardware.
Please direct any questions you may have on the installation process to Amerock Customer Service (see back cover for contact information).

PRODUCT INDEX

Product No.	Type	Finish	Product Detail in(mm)	Length in(mm)	Width in(mm)	Projection in(mm)	Base Dimensions in(mm)	Base Material	ADA-Friendly
Extensity (continued) • p. 42									
BP2939326	Pull	Polished Chrome	5-1/16 (128) CTC	6-1/4 (159)	11/16 (17)	1-7/16 (37)	5/16 L x 5/16 W (8 L x 8 W)	Zinc	—
BP29393AS	Pull	Antique Silver	5-1/16 (128) CTC	6-1/4 (159)	11/16 (17)	1-7/16 (37)	5/16 L x 5/16 W (8 L x 8 W)	Zinc	—
BP29393CZ	Pull	Champagne Bronze	5-1/16 (128) CTC	6-1/4 (159)	11/16 (17)	1-7/16 (37)	5/16 L x 5/16 W (8 L x 8 W)	Zinc	—
BP29393FB	Pull	Matte Black	5-1/16 (128) CTC	6-1/4 (159)	11/16 (17)	1-7/16 (37)	5/16 L x 5/16 W (8 L x 8 W)	Zinc	—
BP29393G10	Pull	Satin Nickel	5-1/16 (128) CTC	6-1/4 (159)	11/16 (17)	1-7/16 (37)	5/16 L x 5/16 W (8 L x 8 W)	Zinc	—
BP29393ORB	Pull	Oil-Rubbed Bronze	5-1/16 (128) CTC	6-1/4 (159)	11/16 (17)	1-7/16 (37)	5/16 L x 5/16 W (8 L x 8 W)	Zinc	—
BP2939426	Pull	Polished Chrome	6-5/16 (160) CTC	7-1/2 (191)	11/16 (17)	1-1/2 (38)	5/16 L x 5/16 W (8 L x 8 W)	Zinc	—
BP29394AS	Pull	Antique Silver	6-5/16 (160) CTC	7-1/2 (191)	11/16 (17)	1-1/2 (38)	5/16 L x 5/16 W (8 L x 8 W)	Zinc	—
BP29394CZ	Pull	Champagne Bronze	6-5/16 (160) CTC	7-1/2 (191)	11/16 (17)	1-1/2 (38)	5/16 L x 5/16 W (8 L x 8 W)	Zinc	—
BP29394FB	Pull	Matte Black	6-5/16 (160) CTC	7-1/2 (191)	11/16 (17)	1-1/2 (38)	5/16 L x 5/16 W (8 L x 8 W)	Zinc	—
BP29394G10	Pull	Satin Nickel	6-5/16 (160) CTC	7-1/2 (191)	11/16 (17)	1-1/2 (38)	5/16 L x 5/16 W (8 L x 8 W)	Zinc	—
BP29394ORB	Pull	Oil-Rubbed Bronze	6-5/16 (160) CTC	7-1/2 (191)	11/16 (17)	1-1/2 (38)	5/16 L x 5/16 W (8 L x 8 W)	Zinc	—
BP2939826	Knob	Polished Chrome	1-1/2 (38) LGTH	1-1/2 (38)	1-1/2 (38)	1-1/8 (29)	5/16 L x 5/16 W (8 L x 8 W)	Zinc	—
BP29398AS	Knob	Antique Silver	1-1/2 (38) LGTH	1-1/2 (38)	1-1/2 (38)	1-1/8 (29)	5/16 L x 5/16 W (8 L x 8 W)	Zinc	—
BP29398CZ	Knob	Champagne Bronze	1-1/2 (38) LGTH	1-1/2 (38)	1-1/2 (38)	1-1/8 (29)	5/16 L x 5/16 W (8 L x 8 W)	Zinc	—
BP29398FB	Knob	Matte Black	1-1/2 (38) LGTH	1-1/2 (38)	1-1/2 (38)	1-1/8 (29)	5/16 L x 5/16 W (8 L x 8 W)	Zinc	—
BP29398G10	Knob	Satin Nickel	1-1/2 (38) LGTH	1-1/2 (38)	1-1/2 (38)	1-1/8 (29)	5/16 L x 5/16 W (8 L x 8 W)	Zinc	—
BP29398ORB	Knob	Oil-Rubbed Bronze	1-1/2 (38) LGTH	1-1/2 (38)	1-1/2 (38)	1-1/8 (29)	5/16 L x 5/16 W (8 L x 8 W)	Zinc	—
Mergence • p. 46									
BP36857FB26	Knob	Polished Chrome/ Matte Black	1-3/8 (35) DIA	1-3/8 (35)	1-3/8 (35)	1 (25)	1/2 L x 1/2 W (13 L x 13 W)	Zinc	—
BP36857FBCZ	Knob	Matte Black/ Champagne Bronze	1-3/8 (35) DIA	1-3/8 (35)	1-3/8 (35)	1 (25)	1/2 L x 1/2 W (13 L x 13 W)	Zinc	—
BP36857FBG10	Knob	Matte Black/ Satin Nickel	1-3/8 (35) DIA	1-3/8 (35)	1-3/8 (35)	1 (25)	1/2 L x 1/2 W (13 L x 13 W)	Zinc	—
BP36858FB26	Pull	Polished Chrome/ Matte Black	3-3/4 (96) CTC	4-15/16 (125)	3/8 (10)	1-5/16 (33)	1/2 L x 1/2 W (13 L x 13 W)	Stainless Steel & Zinc	—
BP36858FBCZ	Pull	Matte Black/ Champagne Bronze	3-3/4 (96) CTC	4-15/16 (125)	3/8 (10)	1-5/16 (33)	1/2 L x 1/2 W (13 L x 13 W)	Stainless Steel & Zinc	—
BP36858FBG10	Pull	Matte Black/ Satin Nickel	3-3/4 (96) CTC	4-15/16 (125)	3/8 (10)	1-5/16 (33)	1/2 L x 1/2 W (13 L x 13 W)	Stainless Steel & Zinc	—
BP36859FB26	Pull	Polished Chrome/ Matte Black	5-1/16 (128) CTC	6-3/16 (157)	3/8 (10)	1-5/16 (33)	1/2 L x 1/2 W (13 L x 13 W)	Stainless Steel & Zinc	—
BP36859FBCZ	Pull	Matte Black/ Champagne Bronze	5-1/16 (128) CTC	6-3/16 (157)	3/8 (10)	1-5/16 (33)	1/2 L x 1/2 W (13 L x 13 W)	Stainless Steel & Zinc	—
BP36859FBG10	Pull	Matte Black/ Satin Nickel	5-1/16 (128) CTC	6-3/16 (157)	3/8 (10)	1-5/16 (33)	1/2 L x 1/2 W (13 L x 13 W)	Stainless Steel & Zinc	—
BP36860FB26	Pull	Polished Chrome/ Matte Black	6-5/16 (160) CTC	7-7/16 (189)	3/8 (10)	1-5/16 (33)	1/2 L x 1/2 W (13 L x 13 W)	Stainless Steel & Zinc	—
BP36860FBCZ	Pull	Matte Black/ Champagne Bronze	6-5/16 (160) CTC	7-7/16 (189)	3/8 (10)	1-5/16 (33)	1/2 L x 1/2 W (13 L x 13 W)	Stainless Steel & Zinc	—
BP36860FBG10	Pull	Matte Black/ Satin Nickel	6-5/16 (160) CTC	7-7/16 (189)	3/8 (10)	1-5/16 (33)	1/2 L x 1/2 W (13 L x 13 W)	Stainless Steel & Zinc	—
BP36861FB26	Pull	Polished Chrome/ Matte Black	8-13/16 (224) CTC	9-15/16 (252)	3/8 (10)	1-5/16 (33)	1/2 L x 1/2 W (13 L x 13 W)	Stainless Steel & Zinc	—
BP36861FBCZ	Pull	Matte Black/ Champagne Bronze	8-13/16 (224) CTC	9-15/16 (252)	3/8 (10)	1-5/16 (33)	1/2 L x 1/2 W (13 L x 13 W)	Stainless Steel & Zinc	—
BP36861FBG10	Pull	Matte Black/ Satin Nickel	8-13/16 (224) CTC	9-15/16 (252)	3/8 (10)	1-5/16 (33)	1/2 L x 1/2 W (13 L x 13 W)	Stainless Steel & Zinc	—

Mounting hardware included.

The dimensional information provided here should be verified with the actual product prior to drilling or attempting to install the hardware. Please direct any questions you may have on the installation process to Amerock Customer Service (see back cover for contact information).

PRODUCT INDEX

Product No.	Type	Finish	Product Detail in(mm)	Length in(mm)	Width in(mm)	Projection in(mm)	Base Dimensions in(mm)	Base Material	ADA-Friendly
Destine • p. 48									
BP3685726	Knob	Polished Chrome	1-3/8 (35) DIA	1-3/8 (35)	1-3/8 (35)	1 (25)	1/2 L x 1/2 W (13 L x 13 W)	Zinc	—
BP36857CZ	Knob	Champagne Bronze	1-3/8 (35) DIA	1-3/8 (35)	1-3/8 (35)	1 (25)	1/2 L x 1/2 W (13 L x 13 W)	Zinc	—
BP36857FB	Knob	Matte Black	1-3/8 (35) DIA	1-3/8 (35)	1-3/8 (35)	1 (25)	1/2 L x 1/2 W (13 L x 13 W)	Zinc	—
BP36857G10	Knob	Satin Nickel	1-3/8 (35) DIA	1-3/8 (35)	1-3/8 (35)	1 (25)	1/2 L x 1/2 W (13 L x 13 W)	Zinc	—
BP3685826	Pull	Polished Chrome	3-3/4 (96) CTC	4-15/16 (125)	3/8 (10)	1-5/16 (33)	1/2 L x 1/2 W (13 L x 13 W)	Stainless Steel & Zinc	—
BP36858CZ	Pull	Champagne Bronze	3-3/4 (96) CTC	4-15/16 (125)	3/8 (10)	1-5/16 (33)	1/2 L x 1/2 W (13 L x 13 W)	Stainless Steel & Zinc	—
BP36858FB	Pull	Matte Black	3-3/4 (96) CTC	4-15/16 (125)	3/8 (10)	1-5/16 (33)	1/2 L x 1/2 W (13 L x 13 W)	Stainless Steel & Zinc	—
BP36858G10	Pull	Satin Nickel	3-3/4 (96) CTC	4-15/16 (125)	3/8 (10)	1-5/16 (33)	1/2 L x 1/2 W (13 L x 13 W)	Stainless Steel & Zinc	—
BP3685926	Pull	Polished Chrome	5-1/16 (128) CTC	6-3/16 (157)	3/8 (10)	1-5/16 (33)	1/2 L x 1/2 W (13 L x 13 W)	Stainless Steel & Zinc	—
BP36859CZ	Pull	Champagne Bronze	5-1/16 (128) CTC	6-3/16 (157)	3/8 (10)	1-5/16 (33)	1/2 L x 1/2 W (13 L x 13 W)	Stainless Steel & Zinc	—
BP36859FB	Pull	Matte Black	5-1/16 (128) CTC	6-3/16 (157)	3/8 (10)	1-5/16 (33)	1/2 L x 1/2 W (13 L x 13 W)	Stainless Steel & Zinc	—
BP36859G10	Pull	Satin Nickel	5-1/16 (128) CTC	6-3/16 (157)	3/8 (10)	1-5/16 (33)	1/2 L x 1/2 W (13 L x 13 W)	Stainless Steel & Zinc	—
BP3686026	Pull	Polished Chrome	6-5/16 (160) CTC	7-7/16 (189)	3/8 (10)	1-5/16 (33)	1/2 L x 1/2 W (13 L x 13 W)	Stainless Steel & Zinc	—
BP36860CZ	Pull	Champagne Bronze	6-5/16 (160) CTC	7-7/16 (189)	3/8 (10)	1-5/16 (33)	1/2 L x 1/2 W (13 L x 13 W)	Stainless Steel & Zinc	—
BP36860FB	Pull	Matte Black	6-5/16 (160) CTC	7-7/16 (189)	3/8 (10)	1-5/16 (33)	1/2 L x 1/2 W (13 L x 13 W)	Stainless Steel & Zinc	—
BP36860G10	Pull	Satin Nickel	6-5/16 (160) CTC	7-7/16 (189)	3/8 (10)	1-5/16 (33)	1/2 L x 1/2 W (13 L x 13 W)	Stainless Steel & Zinc	—
BP3686126	Pull	Polished Chrome	8-13/16 (224) CTC	9-15/16 (252)	3/8 (10)	1-5/16 (33)	1/2 L x 1/2 W (13 L x 13 W)	Stainless Steel & Zinc	—
BP36861CZ	Pull	Champagne Bronze	8-13/16 (224) CTC	9-15/16 (252)	3/8 (10)	1-5/16 (33)	1/2 L x 1/2 W (13 L x 13 W)	Stainless Steel & Zinc	—
BP36861FB	Pull	Matte Black	8-13/16 (224) CTC	9-15/16 (252)	3/8 (10)	1-5/16 (33)	1/2 L x 1/2 W (13 L x 13 W)	Stainless Steel & Zinc	—
BP36861G10	Pull	Satin Nickel	8-13/16 (224) CTC	9-15/16 (252)	3/8 (10)	1-5/16 (33)	1/2 L x 1/2 W (13 L x 13 W)	Stainless Steel & Zinc	—
Caliber • p. 50									
BP3687226	Knob	Polished Chrome	1-1/4 (32) DIA	1-1/4 (32)	1-1/16 (27)	1-3/16 (30)	1/2 L x 7/16 W (13 L x 11 W)	Zinc	—
BP36872CZ	Knob	Champagne Bronze	1-1/4 (32) DIA	1-1/4 (32)	1-1/16 (27)	1-3/16 (30)	1/2 L x 7/16 W (13 L x 11 W)	Zinc	—
BP36872FB	Knob	Matte Black	1-1/4 (32) DIA	1-1/4 (32)	1-1/16 (27)	1-3/16 (30)	1/2 L x 7/16 W (13 L x 11 W)	Zinc	—
BP36872G10	Knob	Satin Nickel	1-1/4 (32) DIA	1-1/4 (32)	1-1/16 (27)	1-3/16 (30)	1/2 L x 7/16 W (13 L x 11 W)	Zinc	—
BP36872ORB	Knob	Oil-Rubbed Bronze	1-1/4 (32) DIA	1-1/4 (32)	1-1/16 (27)	1-3/16 (30)	1/2 L x 7/16 W (13 L x 11 W)	Zinc	—
BP3687326	Pull	Polished Chrome	3-3/4 (96) CTC	5-7/8 (149)	1/2 (13)	1-1/4 (32)	7/16 L x 3/8 W (11 L x 10 W)	Zinc	—
BP36873CZ	Pull	Champagne Bronze	3-3/4 (96) CTC	5-7/8 (149)	1/2 (13)	1-1/4 (32)	7/16 L x 3/8 W (11 L x 10 W)	Zinc	—
BP36873FB	Pull	Matte Black	3-3/4 (96) CTC	5-7/8 (149)	1/2 (13)	1-1/4 (32)	7/16 L x 3/8 W (11 L x 10 W)	Zinc	—
BP36873G10	Pull	Satin Nickel	3-3/4 (96) CTC	5-7/8 (149)	1/2 (13)	1-1/4 (32)	7/16 L x 3/8 W (11 L x 10 W)	Zinc	—
BP36873ORB	Pull	Oil-Rubbed Bronze	3-3/4 (96) CTC	5-7/8 (149)	1/2 (13)	1-1/4 (32)	7/16 L x 3/8 W (11 L x 10 W)	Zinc	—
BP3687426	Pull	Polished Chrome	5-1/16 (128) CTC	7-1/8 (181)	1/2 (13)	1-1/4 (32)	7/16 L x 3/8 W (11 L x 10 W)	Zinc	—
BP36874CZ	Pull	Champagne Bronze	5-1/16 (128) CTC	7-1/8 (181)	1/2 (13)	1-1/4 (32)	7/16 L x 3/8 W (11 L x 10 W)	Zinc	—
BP36874FB	Pull	Matte Black	5-1/16 (128) CTC	7-1/8 (181)	1/2 (13)	1-1/4 (32)	7/16 L x 3/8 W (11 L x 10 W)	Zinc	—

Mounting hardware included.
The dimensional information provided here should be verified with the actual product prior to drilling or attempting to install the hardware.
Please direct any questions you may have on the installation process to Amerock Customer Service (see back cover for contact information).

PRODUCT INDEX

Product No.	Type	Finish	Product Detail in(mm)	Length in(mm)	Width in(mm)	Projection in(mm)	Base Dimensions in(mm)	Base Material	ADA-Friendly
Caliber (continued) • p. 50									
BP36874G10	Pull	Satin Nickel	5-1/16 (128) CTC	7-1/8 (181)	1/2 (13)	1-1/4 (32)	7/16 L x 3/8 W (11 L x 10 W)	Zinc	—
BP36874ORB	Pull	Oil-Rubbed Bronze	5-1/16 (128) CTC	7-1/8 (181)	1/2 (13)	1-1/4 (32)	7/16 L x 3/8 W (11 L x 10 W)	Zinc	—
BP3687526	Pull	Polished Chrome	6-5/16 (160) CTC	8-7/16 (214)	1/2 (13)	1-1/4 (32)	7/16 L x 3/8 W (11 L x 10 W)	Zinc	—
BP36875CZ	Pull	Champagne Bronze	6-5/16 (160) CTC	8-7/16 (214)	1/2 (13)	1-1/4 (32)	7/16 L x 3/8 W (11 L x 10 W)	Zinc	—
BP36875FB	Pull	Matte Black	6-5/16 (160) CTC	8-7/16 (214)	1/2 (13)	1-1/4 (32)	7/16 L x 3/8 W (11 L x 10 W)	Zinc	—
BP36875G10	Pull	Satin Nickel	6-5/16 (160) CTC	8-7/16 (214)	1/2 (13)	1-1/4 (32)	7/16 L x 3/8 W (11 L x 10 W)	Zinc	—
BP36875ORB	Pull	Oil-Rubbed Bronze	6-5/16 (160) CTC	8-7/16 (214)	1/2 (13)	1-1/4 (32)	7/16 L x 3/8 W (11 L x 10 W)	Zinc	—
BP3687626	Pull	Polished Chrome	7-9/16 (192) CTC	9-11/16 (246)	1/2 (13)	1-1/4 (32)	7/16 L x 3/8 W (11 L x 10 W)	Zinc	—
BP36876CZ	Pull	Champagne Bronze	7-9/16 (192) CTC	9-11/16 (246)	1/2 (13)	1-1/4 (32)	7/16 L x 3/8 W (11 L x 10 W)	Zinc	—
BP36876FB	Pull	Matte Black	7-9/16 (192) CTC	9-11/16 (246)	1/2 (13)	1-1/4 (32)	7/16 L x 3/8 W (11 L x 10 W)	Zinc	—
BP36876G10	Pull	Satin Nickel	7-9/16 (192) CTC	9-11/16 (246)	1/2 (13)	1-1/4 (32)	7/16 L x 3/8 W (11 L x 10 W)	Zinc	—
BP36876ORB	Pull	Oil-Rubbed Bronze	7-9/16 (192) CTC	9-11/16 (246)	1/2 (13)	1-1/4 (32)	7/16 L x 3/8 W (11 L x 10 W)	Zinc	—
BP3687726	Pull	Polished Chrome	10-1/16 (256) CTC	12-3/16 (310)	1/2 (13)	1-1/4 (32)	7/16 L x 3/8 W (11 L x 10 W)	Zinc	—
BP36877CZ	Pull	Champagne Bronze	10-1/16 (256) CTC	12-3/16 (310)	1/2 (13)	1-1/4 (32)	7/16 L x 3/8 W (11 L x 10 W)	Zinc	—
BP36877FB	Pull	Matte Black	10-1/16 (256) CTC	12-3/16 (310)	1/2 (13)	1-1/4 (32)	7/16 L x 3/8 W (11 L x 10 W)	Zinc	—
BP36877G10	Pull	Satin Nickel	10-1/16 (256) CTC	12-3/16 (310)	1/2 (13)	1-1/4 (32)	7/16 L x 3/8 W (11 L x 10 W)	Zinc	—
BP36877ORB	Pull	Oil-Rubbed Bronze	10-1/16 (256) CTC	12-3/16 (310)	1/2 (13)	1-1/4 (32)	7/16 L x 3/8 W (11 L x 10 W)	Zinc	—
Radius • p. 52									
BP3686426	Knob	Polished Chrome	1-1/4 (32) DIA	1-1/4 (32)	1-1/4 (32)	1-1/16 (27)	3/4 L x 3/4 W (19 L x 19 W)	Stainless Steel	—
BP36864CZ	Knob	Champagne Bronze	1-1/4 (32) DIA	1-1/4 (32)	1-1/4 (32)	1-1/16 (27)	3/4 L x 3/4 W (19 L x 19 W)	Stainless Steel	—
BP36864FB	Knob	Matte Black	1-1/4 (32) DIA	1-1/4 (32)	1-1/4 (32)	1-1/16 (27)	3/4 L x 3/4 W (19 L x 19 W)	Stainless Steel	—
BP36864G10	Knob	Satin Nickel	1-1/4 (32) DIA	1-1/4 (32)	1-1/4 (32)	1-1/16 (27)	3/4 L x 3/4 W (19 L x 19 W)	Stainless Steel	—
BP36864ORB	Knob	Oil-Rubbed Bronze	1-1/4 (32) DIA	1-1/4 (32)	1-1/4 (32)	1-1/16 (27)	3/4 L x 3/4 W (19 L x 19 W)	Stainless Steel	—
BP3686526	Pull	Polished Chrome	3-3/4 (96) CTC	5-3/4 (146)	7/16 (11)	1-1/4 (32)	3/4 L x 3/4 W (19 L x 19 W)	Stainless Steel	—
BP36865CZ	Pull	Champagne Bronze	3-3/4 (96) CTC	5-3/4 (146)	7/16 (11)	1-1/4 (32)	3/4 L x 3/4 W (19 L x 19 W)	Stainless Steel	—
BP36865FB	Pull	Matte Black	3-3/4 (96) CTC	5-3/4 (146)	7/16 (11)	1-1/4 (32)	3/4 L x 3/4 W (19 L x 19 W)	Stainless Steel	—
BP36865G10	Pull	Satin Nickel	3-3/4 (96) CTC	5-3/4 (146)	7/16 (11)	1-1/4 (32)	3/4 L x 3/4 W (19 L x 19 W)	Stainless Steel	—
BP36865ORB	Pull	Oil-Rubbed Bronze	3-3/4 (96) CTC	5-3/4 (146)	7/16 (11)	1-1/4 (32)	3/4 L x 3/4 W (19 L x 19 W)	Stainless Steel	—
BP3686626	Pull	Polished Chrome	5-1/16 (128) CTC	7-1/16 (179)	7/16 (11)	1-1/4 (32)	3/4 L x 3/4 W (19 L x 19 W)	Stainless Steel	—
BP36866CZ	Pull	Champagne Bronze	5-1/16 (128) CTC	7-1/16 (179)	7/16 (11)	1-1/4 (32)	3/4 L x 3/4 W (19 L x 19 W)	Stainless Steel	—
BP36866FB	Pull	Matte Black	5-1/16 (128) CTC	7-1/16 (179)	7/16 (11)	1-1/4 (32)	3/4 L x 3/4 W (19 L x 19 W)	Stainless Steel	—
BP36866G10	Pull	Satin Nickel	5-1/16 (128) CTC	7-1/16 (179)	7/16 (11)	1-1/4 (32)	3/4 L x 3/4 W (19 L x 19 W)	Stainless Steel	—
BP36866ORB	Pull	Oil-Rubbed Bronze	5-1/16 (128) CTC	7-1/16 (179)	7/16 (11)	1-1/4 (32)	3/4 L x 3/4 W (19 L x 19 W)	Stainless Steel	—
BP3686726	Pull	Polished Chrome	6-5/16 (160) CTC	8-5/16 (211)	7/16 (11)	1-1/4 (32)	3/4 L x 3/4 W (19 L x 19 W)	Stainless Steel	—
BP36867CZ	Pull	Champagne Bronze	6-5/16 (160) CTC	8-5/16 (211)	7/16 (11)	1-1/4 (32)	3/4 L x 3/4 W (19 L x 19 W)	Stainless Steel	—

Mounting hardware included.

The dimensional information provided here should be verified with the actual product prior to drilling or attempting to install the hardware. Please direct any questions you may have on the installation process to Amerock Customer Service (see back cover for contact information).

PRODUCT INDEX

Product No.	Type	Finish	Product Detail in(mm)	Length in(mm)	Width in(mm)	Projection in(mm)	Base Dimensions in(mm)	Base Material	ADA-Friendly
Radius (continued) • p. 52									
BP36867FB	Pull	Matte Black	6-5/16 (160) CTC	8-5/16 (211)	7/16 (11)	1-1/4 (32)	3/4 L x 3/4 W (19 L x 19 W)	Stainless Steel	—
BP36867G10	Pull	Satin Nickel	6-5/16 (160) CTC	8-5/16 (211)	7/16 (11)	1-1/4 (32)	3/4 L x 3/4 W (19 L x 19 W)	Stainless Steel	—
BP36867ORB	Pull	Oil-Rubbed Bronze	6-5/16 (160) CTC	8-5/16 (211)	7/16 (11)	1-1/4 (32)	3/4 L x 3/4 W (19 L x 19 W)	Stainless Steel	—
BP3686826	Pull	Polished Chrome	7-9/16 (192) CTC	9-9/16 (243)	7/16 (11)	1-1/4 (32)	3/4 L x 3/4 W (19 L x 19 W)	Stainless Steel	—
BP36868CZ	Pull	Champagne Bronze	7-9/16 (192) CTC	9-9/16 (243)	7/16 (11)	1-1/4 (32)	3/4 L x 3/4 W (19 L x 19 W)	Stainless Steel	—
BP36868FB	Pull	Matte Black	7-9/16 (192) CTC	9-9/16 (243)	7/16 (11)	1-1/4 (32)	3/4 L x 3/4 W (19 L x 19 W)	Stainless Steel	—
BP36868G10	Pull	Satin Nickel	7-9/16 (192) CTC	9-9/16 (243)	7/16 (11)	1-1/4 (32)	3/4 L x 3/4 W (19 L x 19 W)	Stainless Steel	—
BP36868ORB	Pull	Oil-Rubbed Bronze	7-9/16 (192) CTC	9-9/16 (243)	7/16 (11)	1-1/4 (32)	3/4 L x 3/4 W (19 L x 19 W)	Stainless Steel	—
BP3686926	Pull	Polished Chrome	10-1/16 (256) CTC	12-1/16 (306)	7/16 (11)	1-1/4 (32)	3/4 L x 3/4 W (19 L x 19 W)	Stainless Steel	—
BP36869CZ	Pull	Champagne Bronze	10-1/16 (256) CTC	12-1/16 (306)	7/16 (11)	1-1/4 (32)	3/4 L x 3/4 W (19 L x 19 W)	Stainless Steel	—
BP36869FB	Pull	Matte Black	10-1/16 (256) CTC	12-1/16 (306)	7/16 (11)	1-1/4 (32)	3/4 L x 3/4 W (19 L x 19 W)	Stainless Steel	—
BP36869G10	Pull	Satin Nickel	10-1/16 (256) CTC	12-1/16 (306)	7/16 (11)	1-1/4 (32)	3/4 L x 3/4 W (19 L x 19 W)	Stainless Steel	—
BP36869ORB	Pull	Oil-Rubbed Bronze	10-1/16 (256) CTC	12-1/16 (306)	7/16 (11)	1-1/4 (32)	3/4 L x 3/4 W (19 L x 19 W)	Stainless Steel	—
Status • p. 54									
BP3683626	Knob	Polished Chrome	2 (51) LGTH	2 (51)	9/16 (14)	1-1/16 (27)	5/8 L x 1/2 W (16 L x 13 W)	Aluminum	—
BP36836FB	Knob	Matte Black	2 (51) LGTH	2 (51)	9/16 (14)	1-1/16 (27)	5/8 L x 1/2 W (16 L x 13 W)	Aluminum	—
BP36836G10	Knob	Satin Nickel	2 (51) LGTH	2 (51)	9/16 (14)	1-1/16 (27)	5/8 L x 1/2 W (16 L x 13 W)	Aluminum	—
BP3683726	Pull	Polished Chrome	3-3/4 (96) CTC	4-9/16 (116)	1/2 (13)	1-1/16 (27)	1-3/8 L x 1/2 W (35 L x 13 W)	Aluminum	—
BP36837FB	Pull	Matte Black	3-3/4 (96) CTC	4-9/16 (116)	1/2 (13)	1-1/16 (27)	1-3/8 L x 1/2 W (35 L x 13 W)	Aluminum	—
BP36837G10	Pull	Satin Nickel	3-3/4 (96) CTC	4-9/16 (116)	1/2 (13)	1-1/16 (27)	1-3/8 L x 1/2 W (35 L x 13 W)	Aluminum	—
BP3683826	Pull	Polished Chrome	5-1/16 (128) CTC	5-13/16 (148)	1/2 (13)	1-1/16 (27)	1-3/8 L x 1/2 W (35 L x 13 W)	Aluminum	—
BP36838FB	Pull	Matte Black	5-1/16 (128) CTC	5-13/16 (148)	1/2 (13)	1-1/16 (27)	1-3/8 L x 1/2 W (35 L x 13 W)	Aluminum	—
BP36838G10	Pull	Satin Nickel	5-1/16 (128) CTC	5-13/16 (148)	1/2 (13)	1-1/16 (27)	1-3/8 L x 1/2 W (35 L x 13 W)	Aluminum	—
BP3683926	Pull	Polished Chrome	6-5/16 (160) CTC	7-1/16 (179)	1/2 (13)	1-1/16 (27)	1-3/8 L x 1/2 W (35 L x 13 W)	Aluminum	—
BP36839FB	Pull	Matte Black	6-5/16 (160) CTC	7-1/16 (179)	1/2 (13)	1-1/16 (27)	1-3/8 L x 1/2 W (35 L x 13 W)	Aluminum	—
BP36839G10	Pull	Satin Nickel	6-5/16 (160) CTC	7-1/16 (179)	1/2 (13)	1-1/16 (27)	1-3/8 L x 1/2 W (35 L x 13 W)	Aluminum	—
BP3684026	Pull	Polished Chrome	8-13/16 (224) CTC	9-5/8 (244)	1/2 (13)	1-1/16 (27)	1-3/8 L x 1/2 W (35 L x 13 W)	Aluminum	—
BP36840FB	Pull	Matte Black	8-13/16 (224) CTC	9-5/8 (244)	1/2 (13)	1-1/16 (27)	1-3/8 L x 1/2 W (35 L x 13 W)	Aluminum	—
BP36840G10	Pull	Satin Nickel	8-13/16 (224) CTC	9-5/8 (244)	1/2 (13)	1-1/16 (27)	1-3/8 L x 1/2 W (35 L x 13 W)	Aluminum	—
Premise • p. 56									
BP3684326	Knob	Polished Chrome	1-1/4 (32) DIA	1-1/4 (32)	1-1/4 (32)	1-1/16 (27)	3/8 L x 3/8 W (10 L x 10 W)	Zinc	—
BP36843CZ	Knob	Champagne Bronze	1-1/4 (32) DIA	1-1/4 (32)	1-1/4 (32)	1-1/16 (27)	3/8 L x 3/8 W (10 L x 10 W)	Zinc	—
BP36843FB	Knob	Matte Black	1-1/4 (32) DIA	1-1/4 (32)	1-1/4 (32)	1-1/16 (27)	3/8 L x 3/8 W (10 L x 10 W)	Zinc	—
BP36843G10	Knob	Satin Nickel	1-1/4 (32) DIA	1-1/4 (32)	1-1/4 (32)	1-1/16 (27)	3/8 L x 3/8 W (10 L x 10 W)	Zinc	—
BP3684426	Pull	Polished Chrome	3-3/4 (96) CTC	4-1/4 (108)	9/16 (14)	15/16 (24)	1/2 L x 9/16 W (13 L x 14 W)	Zinc	✓

Mounting hardware included.
The dimensional information provided here should be verified with the actual product prior to drilling or attempting to install the hardware.
Please direct any questions you may have on the installation process to Amerock Customer Service (see back cover for contact information).

PRODUCT INDEX

Product No.	Type	Finish	Product Detail in(mm)	Length in(mm)	Width in(mm)	Projection in(mm)	Base Dimensions in(mm)	Base Material	ADA-Friendly
Premise (continued) • p. 56									
BP36844CZ	Pull	Champagne Bronze	3-3/4 (96) CTC	4-1/4 (108)	9/16 (14)	15/16 (24)	1/2 L x 9/16 W (13 L x 14 W)	Zinc	✓
BP36844FB	Pull	Matte Black	3-3/4 (96) CTC	4-1/4 (108)	9/16 (14)	15/16 (24)	1/2 L x 9/16 W (13 L x 14 W)	Zinc	✓
BP36844G10	Pull	Satin Nickel	3-3/4 (96) CTC	4-1/4 (108)	9/16 (14)	15/16 (24)	1/2 L x 9/16 W (13 L x 14 W)	Zinc	✓
BP3684526	Pull	Polished Chrome	5-1/16 (128) CTC	5-9/16 (141)	9/16 (14)	15/16 (24)	1/2 L x 9/16 W (13 L x 14 W)	Zinc	✓
BP36845CZ	Pull	Champagne Bronze	5-1/16 (128) CTC	5-9/16 (141)	9/16 (14)	15/16 (24)	1/2 L x 9/16 W (13 L x 14 W)	Zinc	✓
BP36845FB	Pull	Matte Black	5-1/16 (128) CTC	5-9/16 (141)	9/16 (14)	15/16 (24)	1/2 L x 9/16 W (13 L x 14 W)	Zinc	✓
BP36845G10	Pull	Satin Nickel	5-1/16 (128) CTC	5-9/16 (141)	9/16 (14)	15/16 (24)	1/2 L x 9/16 W (13 L x 14 W)	Zinc	✓
BP3684626	Pull	Polished Chrome	6-5/16 (160) CTC	6-13/16 (173)	9/16 (14)	15/16 (24)	1/2 L x 9/16 W (13 L x 14 W)	Zinc	✓
BP36846CZ	Pull	Champagne Bronze	6-5/16 (160) CTC	6-13/16 (173)	9/16 (14)	15/16 (24)	1/2 L x 9/16 W (13 L x 14 W)	Zinc	✓
BP36846FB	Pull	Matte Black	6-5/16 (160) CTC	6-13/16 (173)	9/16 (14)	15/16 (24)	1/2 L x 9/16 W (13 L x 14 W)	Zinc	✓
BP36846G10	Pull	Satin Nickel	6-5/16 (160) CTC	6-13/16 (173)	9/16 (14)	15/16 (24)	1/2 L x 9/16 W (13 L x 14 W)	Zinc	✓
Riva • p. 58									
BP5536126	Knob	Polished Chrome	2-1/2 (64) LGTH	2 1/2 (64)	1/2 (13)	1 3/16 (30)	3/4 L x 1/2 W (19 L x 13 W)	Zinc	—
BP55361BBZ	Knob	Golden Champagne	2-1/2 (64) LGTH	2 1/2 (64)	1/2 (13)	1 3/16 (30)	3/4 L x 1/2 W (19 L x 13 W)	Zinc	—
BP55361G10	Knob	Satin Nickel	2-1/2 (64) LGTH	2 1/2 (64)	1/2 (13)	1 3/16 (30)	3/4 L x 1/2 W (19 L x 13 W)	Zinc	—
BP55361GPH	Knob	Gunmetal (Graphite)	2-1/2 (64) LGTH	2 1/2 (64)	1/2 (13)	1 3/16 (30)	3/4 L x 1/2 W (19 L x 13 W)	Zinc	—
BP55361MB	Knob	Matte Black	2-1/2 (64) LGTH	2 1/2 (64)	1/2 (13)	1 3/16 (30)	3/4 L x 1/2 W (19 L x 13 W)	Zinc	—
BP55361PN	Knob	Polished Nickel	2-1/2 (64) LGTH	2 1/2 (64)	1/2 (13)	1 3/16 (30)	3/4 L x 1/2 W (19 L x 13 W)	Zinc	—
BP5536226	Knob	Polished Chrome	1-1/4 (32) DIA	1 1/4 (32)	1 1/4 (32)	1 1/16 (27)	7/16 L x 3/8 W (11 L x 10 W)	Zinc	—
BP55362BBZ	Knob	Golden Champagne	1-1/4 (32) DIA	1 1/4 (32)	1 1/4 (32)	1 1/16 (27)	7/16 L x 3/8 W (11 L x 10 W)	Zinc	—
BP55362G10	Knob	Satin Nickel	1-1/4 (32) DIA	1 1/4 (32)	1 1/4 (32)	1 1/16 (27)	7/16 L x 3/8 W (11 L x 10 W)	Zinc	—
BP55362GPH	Knob	Gunmetal (Graphite)	1-1/4 (32) DIA	1 1/4 (32)	1 1/4 (32)	1 1/16 (27)	7/16 L x 3/8 W (11 L x 10 W)	Zinc	—
BP55362MB	Knob	Matte Black	1-1/4 (32) DIA	1 1/4 (32)	1 1/4 (32)	1 1/16 (27)	7/16 L x 3/8 W (11 L x 10 W)	Zinc	—
BP55362PN	Knob	Polished Nickel	1-1/4 (32) DIA	1 1/4 (32)	1 1/4 (32)	1 1/16 (27)	7/16 L x 3/8 W (11 L x 10 W)	Zinc	—
BP5536426	Pull	Polished Chrome	3 (76) CTC	3 5/8 (92)	7/16 (11)	1 1/8 (29)	5/8 L x 3/8 W (16 L x 10 W)	Zinc	—
BP55364BBZ	Pull	Golden Champagne	3 (76) CTC	3 5/8 (92)	7/16 (11)	1 1/8 (29)	5/8 L x 3/8 W (16 L x 10 W)	Zinc	—
BP55364G10	Pull	Satin Nickel	3 (76) CTC	3 5/8 (92)	7/16 (11)	1 1/8 (29)	5/8 L x 3/8 W (16 L x 10 W)	Zinc	—
BP55364GPH	Pull	Gunmetal (Graphite)	3 (76) CTC	3 5/8 (92)	7/16 (11)	1 1/8 (29)	5/8 L x 3/8 W (16 L x 10 W)	Zinc	—
BP55364MB	Pull	Matte Black	3 (76) CTC	3 5/8 (92)	7/16 (11)	1 1/8 (29)	5/8 L x 3/8 W (16 L x 10 W)	Zinc	—
BP55364PN	Pull	Polished Nickel	3 (76) CTC	3 5/8 (92)	7/16 (11)	1 1/8 (29)	5/8 L x 3/8 W (16 L x 10 W)	Zinc	—
BP5536526	Pull	Polished Chrome	3-3/4 (96) CTC	4 7/16 (113)	7/16 (11)	1 3/16 (30)	3/4 L x 7/16 W (19 L x 11 W)	Zinc	—
BP55365BBZ	Pull	Golden Champagne	3-3/4 (96) CTC	4 7/16 (113)	7/16 (11)	1 3/16 (30)	3/4 L x 7/16 W (19 L x 11 W)	Zinc	—
BP55365G10	Pull	Satin Nickel	3-3/4 (96) CTC	4 7/16 (113)	7/16 (11)	1 3/16 (30)	3/4 L x 7/16 W (19 L x 11 W)	Zinc	—
BP55365GPH	Pull	Gunmetal (Graphite)	3-3/4 (96) CTC	4 7/16 (113)	7/16 (11)	1 3/16 (30)	3/4 L x 7/16 W (19 L x 11 W)	Zinc	—

Mounting hardware included.

The dimensional information provided here should be verified with the actual product prior to drilling or attempting to install the hardware. Please direct any questions you may have on the installation process to Amerock Customer Service (see back cover for contact information).

PRODUCT INDEX

Product No.	Type	Finish	Product Detail in(mm)	Length in(mm)	Width in(mm)	Projection in(mm)	Base Dimensions in(mm)	Base Material	ADA-Friendly
Riva (continued) • p. 58									
BP55365MB	Pull	Matte Black	3-3/4 (96) CTC	4 7/16 (113)	7/16 (11)	1 3/16 (30)	3/4 L x 7/16 W (19 L x 11 W)	Zinc	—
BP55365PN	Pull	Polished Nickel	3-3/4 (96) CTC	4 7/16 (113)	7/16 (11)	1 3/16 (30)	3/4 L x 7/16 W (19 L x 11 W)	Zinc	—
BP5536726	Pull	Polished Chrome	5-1/16 (128) CTC	5 11/16 (144)	7/16 (11)	1 1/4 (32)	13/16 L x 7/16 W (21 L x 11 W)	Zinc	✓
BP55367BBZ	Pull	Golden Champagne	5-1/16 (128) CTC	5 11/16 (144)	7/16 (11)	1 1/4 (32)	13/16 L x 7/16 W (21 L x 11 W)	Zinc	✓
BP55367G10	Pull	Satin Nickel	5-1/16 (128) CTC	5 11/16 (144)	7/16 (11)	1 1/4 (32)	13/16 L x 7/16 W (21 L x 11 W)	Zinc	✓
BP55367GPH	Pull	Gunmetal (Graphite)	5-1/16 (128) CTC	5 11/16 (144)	7/16 (11)	1 1/4 (32)	13/16 L x 7/16 W (21 L x 11 W)	Zinc	✓
BP55367MB	Pull	Matte Black	5-1/16 (128) CTC	5 11/16 (144)	7/16 (11)	1 1/4 (32)	13/16 L x 7/16 W (21 L x 11 W)	Zinc	✓
BP55367PN	Pull	Polished Nickel	5-1/16 (128) CTC	5 11/16 (144)	7/16 (11)	1 1/4 (32)	13/16 L x 7/16 W (21 L x 11 W)	Zinc	✓
BP5536826	Pull	Polished Chrome	6-5/16 (160) CTC	7 (178)	7/16 (11)	1 1/4 (32)	13/16 L x 7/16 W (21 L x 11 W)	Zinc	✓
BP55368BBZ	Pull	Golden Champagne	6-5/16 (160) CTC	7 (178)	7/16 (11)	1 1/4 (32)	13/16 L x 7/16 W (21 L x 11 W)	Zinc	✓
BP55368G10	Pull	Satin Nickel	6-5/16 (160) CTC	7 (178)	7/16 (11)	1 1/4 (32)	13/16 L x 7/16 W (21 L x 11 W)	Zinc	✓
BP55368GPH	Pull	Gunmetal (Graphite)	6-5/16 (160) CTC	7 (178)	7/16 (11)	1 1/4 (32)	13/16 L x 7/16 W (21 L x 11 W)	Zinc	✓
BP55368MB	Pull	Matte Black	6-5/16 (160) CTC	7 (178)	7/16 (11)	1 1/4 (32)	13/16 L x 7/16 W (21 L x 11 W)	Zinc	✓
BP55368PN	Pull	Polished Nickel	6-5/16 (160) CTC	7 (178)	7/16 (11)	1 1/4 (32)	13/16 L x 7/16 W (21 L x 11 W)	Zinc	✓
Versa • p. 60									
BP3690426	Knob	Polished Chrome	1-3/8 (35) DIA	1-3/8 (35)	1-3/8 (35)	1 (25)	7/16 L x 7/16 W (11 L x 11 W)	Zinc	—
BP36904CZ	Knob	Champagne Bronze	1-3/8 (35) DIA	1-3/8 (35)	1-3/8 (35)	1 (25)	7/16 L x 7/16 W (11 L x 11 W)	Zinc	—
BP36904FB	Knob	Matte Black	1-3/8 (35) DIA	1-3/8 (35)	1-3/8 (35)	1 (25)	7/16 L x 7/16 W (11 L x 11 W)	Zinc	—
BP36904G10	Knob	Satin Nickel	1-3/8 (35) DIA	1-3/8 (35)	1-3/8 (35)	1 (25)	7/16 L x 7/16 W (11 L x 11 W)	Zinc	—
BP3691226	Pull	Polished Chrome	3-3/4 (96) CTC	4-11/16 (119)	1/2 (13)	1-5/16 (33)	15/16 L x 3/8 W (24 L x 10 W)	Zinc	✓
BP36912CZ	Pull	Champagne Bronze	3-3/4 (96) CTC	4-11/16 (119)	1/2 (13)	1-5/16 (33)	15/16 L x 3/8 W (24 L x 10 W)	Zinc	✓
BP36912FB	Pull	Matte Black	3-3/4 (96) CTC	4-11/16 (119)	1/2 (13)	1-5/16 (33)	15/16 L x 3/8 W (24 L x 10 W)	Zinc	✓
BP36912G10	Pull	Satin Nickel	3-3/4 (96) CTC	4-11/16 (119)	1/2 (13)	1-5/16 (33)	15/16 L x 3/8 W (24 L x 10 W)	Zinc	✓
BP3691326	Pull	Polished Chrome	5-1/16 (128) CTC	5-15/16 (151)	1/2 (13)	1-5/16 (33)	15/16 L x 3/8 W (24 L x 10 W)	Zinc	✓
BP36913CZ	Pull	Champagne Bronze	5-1/16 (128) CTC	5-15/16 (151)	1/2 (13)	1-5/16 (33)	15/16 L x 3/8 W (24 L x 10 W)	Zinc	✓
BP36913FB	Pull	Matte Black	5-1/16 (128) CTC	5-15/16 (151)	1/2 (13)	1-5/16 (33)	15/16 L x 3/8 W (24 L x 10 W)	Zinc	✓
BP36913G10	Pull	Satin Nickel	5-1/16 (128) CTC	5-15/16 (151)	1/2 (13)	1-5/16 (33)	15/16 L x 3/8 W (24 L x 10 W)	Zinc	✓
BP3691426	Pull	Polished Chrome	6-5/16 (160) CTC	7-3/16 (183)	1/2 (13)	1-5/16 (33)	15/16 L x 3/8 W (24 L x 10 W)	Zinc	✓
BP36914CZ	Pull	Champagne Bronze	6-5/16 (160) CTC	7-3/16 (183)	1/2 (13)	1-5/16 (33)	15/16 L x 3/8 W (24 L x 10 W)	Zinc	✓
BP36914FB	Pull	Matte Black	6-5/16 (160) CTC	7-3/16 (183)	1/2 (13)	1-5/16 (33)	15/16 L x 3/8 W (24 L x 10 W)	Zinc	✓
BP36914G10	Pull	Satin Nickel	6-5/16 (160) CTC	7-3/16 (183)	1/2 (13)	1-5/16 (33)	15/16 L x 3/8 W (24 L x 10 W)	Zinc	✓
BP3691526	Pull	Polished Chrome	8-13/16 (224) CTC	9-3/4 (248)	1/2 (13)	1-5/16 (33)	15/16 L x 3/8 W (24 L x 10 W)	Zinc	✓
BP36915CZ	Pull	Champagne Bronze	8-13/16 (224) CTC	9-3/4 (248)	1/2 (13)	1-5/16 (33)	15/16 L x 3/8 W (24 L x 10 W)	Zinc	✓
BP36915FB	Pull	Matte Black	8-13/16 (224) CTC	9-3/4 (248)	1/2 (13)	1-5/16 (33)	15/16 L x 3/8 W (24 L x 10 W)	Zinc	✓
BP36915G10	Pull	Satin Nickel	8-13/16 (224) CTC	9-3/4 (248)	1/2 (13)	1-5/16 (33)	15/16 L x 3/8 W (24 L x 10 W)	Zinc	✓

Mounting hardware included.

The dimensional information provided here should be verified with the actual product prior to drilling or attempting to install the hardware. Please direct any questions you may have on the installation process to Amerock Customer Service (see back cover for contact information).

PRODUCT INDEX

Product No.	Type	Finish	Product Detail in(mm)	Length in(mm)	Width in(mm)	Projection in(mm)	Base Dimensions in(mm)	Base Material	ADA-Friendly
Rift • p. 62									
BP3689926	Pull	Polished Chrome	3-3/4 (96) CTC	4-1/4 (108)	1/2 (13)	15/16 (24)	1/2 L x 1/2 W (13 L x 13 W)	Zinc	✓
BP36899FB	Pull	Matte Black	3-3/4 (96) CTC	4-1/4 (108)	1/2 (13)	15/16 (24)	1/2 L x 1/2 W (13 L x 13 W)	Zinc	✓
BP36899G10	Pull	Satin Nickel	3-3/4 (96) CTC	4-1/4 (108)	1/2 (13)	15/16 (24)	1/2 L x 1/2 W (13 L x 13 W)	Zinc	✓
BP3690026	Pull	Polished Chrome	5-1/16 (128) CTC	5-1/2 (140)	1/2 (13)	15/16 (24)	1/2 L x 1/2 W (13 L x 13 W)	Zinc	✓
BP36900FB	Pull	Matte Black	5-1/16 (128) CTC	5-1/2 (140)	1/2 (13)	15/16 (24)	1/2 L x 1/2 W (13 L x 13 W)	Zinc	✓
BP36900G10	Pull	Satin Nickel	5-1/16 (128) CTC	5-1/2 (140)	1/2 (13)	15/16 (24)	1/2 L x 1/2 W (13 L x 13 W)	Zinc	✓
Revolve • p. 64									
BP3685226	Pull	Polished Chrome	3-3/4 (96) CTC	4-1/4 (108)	7/16 (11)	1-1/4 (32)	7/16 L x 7/16 W (11 L x 11 W)	Stainless Steel	—
BP36852FB	Pull	Matte Black	3-3/4 (96) CTC	4-1/4 (108)	7/16 (11)	1-1/4 (32)	7/16 L x 7/16 W (11 L x 11 W)	Stainless Steel	—
BP36852G10	Pull	Satin Nickel	3-3/4 (96) CTC	4-1/4 (108)	7/16 (11)	1-1/4 (32)	7/16 L x 7/16 W (11 L x 11 W)	Stainless Steel	—
BP3685326	Pull	Polished Chrome	5-1/16 (128) CTC	5-1/2 (140)	7/16 (11)	1-1/4 (32)	7/16 L x 7/16 W (11 L x 11 W)	Stainless Steel	—
BP36853FB	Pull	Matte Black	5-1/16 (128) CTC	5-1/2 (140)	7/16 (11)	1-1/4 (32)	7/16 L x 7/16 W (11 L x 11 W)	Stainless Steel	—
BP36853G10	Pull	Satin Nickel	5-1/16 (128) CTC	5-1/2 (140)	7/16 (11)	1-1/4 (32)	7/16 L x 7/16 W (11 L x 11 W)	Stainless Steel	—
BP3685426	Pull	Polished Chrome	6-5/16 (160) CTC	6-3/4 (171)	7/16 (11)	1-1/4 (32)	7/16 L x 7/16 W (11 L x 11 W)	Stainless Steel	—
BP36854FB	Pull	Matte Black	6-5/16 (160) CTC	6-3/4 (171)	7/16 (11)	1-1/4 (32)	7/16 L x 7/16 W (11 L x 11 W)	Stainless Steel	—
BP36854G10	Pull	Satin Nickel	6-5/16 (160) CTC	6-3/4 (171)	7/16 (11)	1-1/4 (32)	7/16 L x 7/16 W (11 L x 11 W)	Stainless Steel	—
Monument • p. 66									
BP3657026	Pull	Polished Chrome	3-3/4 (96) CTC	4-1/8 (105)	3/8 (10)	1-3/16 (30)	3/8 L x 3/8 W (10 L x 10 W)	Aluminum	✓
BP36570BBZ*	Pull	Golden Champagne	3-3/4 (96) CTC	4-1/8 (105)	3/8 (10)	1-3/16 (30)	3/8 L x 3/8 W (10 L x 10 W)	Aluminum	✓
BP36570CZ	Pull	Champagne Bronze	3-3/4 (96) CTC	4-1/8 (105)	3/8 (10)	1-3/16 (30)	3/8 L x 3/8 W (10 L x 10 W)	Aluminum	✓
BP36570FB	Pull	Matte Black	3-3/4 (96) CTC	4-1/8 (105)	3/8 (10)	1-3/16 (30)	3/8 L x 3/8 W (10 L x 10 W)	Aluminum	✓
BP36570G10	Pull	Satin Nickel	3-3/4 (96) CTC	4-1/8 (105)	3/8 (10)	1-3/16 (30)	3/8 L x 3/8 W (10 L x 10 W)	Aluminum	✓
BP36570ORB	Pull	Oil-Rubbed Bronze	3-3/4 (96) CTC	4-1/8 (105)	3/8 (10)	1-3/16 (30)	3/8 L x 3/8 W (10 L x 10 W)	Aluminum	✓
BP36570PN	Pull	Polished Nickel	3-3/4 (96) CTC	4-1/8 (105)	3/8 (10)	1-3/16 (30)	3/8 L x 3/8 W (10 L x 10 W)	Aluminum	✓
BP3657126	Pull	Polished Chrome	5-1/16 (128) CTC	5-7/16 (138)	3/8 (10)	1-3/16 (30)	3/8 L x 3/8 W (10 L x 10 W)	Aluminum	✓
BP36571BBZ*	Pull	Golden Champagne	5-1/16 (128) CTC	5-7/16 (138)	3/8 (10)	1-3/16 (30)	3/8 L x 3/8 W (10 L x 10 W)	Aluminum	✓
BP36571CZ	Pull	Champagne Bronze	5-1/16 (128) CTC	5-7/16 (138)	3/8 (10)	1-3/16 (30)	3/8 L x 3/8 W (10 L x 10 W)	Aluminum	✓
BP36571FB	Pull	Matte Black	5-1/16 (128) CTC	5-7/16 (138)	3/8 (10)	1-3/16 (30)	3/8 L x 3/8 W (10 L x 10 W)	Aluminum	✓
BP36571G10	Pull	Satin Nickel	5-1/16 (128) CTC	5-7/16 (138)	3/8 (10)	1-3/16 (30)	3/8 L x 3/8 W (10 L x 10 W)	Aluminum	✓
BP36571ORB	Pull	Oil-Rubbed Bronze	5-1/16 (128) CTC	5-7/16 (138)	3/8 (10)	1-3/16 (30)	3/8 L x 3/8 W (10 L x 10 W)	Aluminum	✓

***New item coming soon.** Mounting hardware included.

The dimensional information provided here should be verified with the actual product prior to drilling or attempting to install the hardware. Please direct any questions you may have on the installation process to Amerock Customer Service (see back cover for contact information).

PRODUCT INDEX

Product No.	Type	Finish	Product Detail in(mm)	Length in(mm)	Width in(mm)	Projection in(mm)	Base Dimensions in(mm)	Base Material	ADA-Friendly
Monument (continued) • p. 66									
BP36571PN	Pull	Polished Nickel	5-1/16 (128) CTC	5-7/16 (138)	3/8 (10)	1-3/16 (30)	3/8 L x 3/8 W (10 L x 10 W)	Aluminum	✓
BP3657226	Pull	Polished Chrome	6-5/16 (160) CTC	6-11/16 (170)	3/8 (10)	1-3/16 (30)	3/8 L x 3/8 W (10 L x 10 W)	Aluminum	✓
BP36572BBZ*	Pull	Golden Champagne	6-5/16 (160) CTC	6-11/16 (170)	3/8 (10)	1-3/16 (30)	3/8 L x 3/8 W (10 L x 10 W)	Aluminum	✓
BP36572CZ	Pull	Champagne Bronze	6-5/16 (160) CTC	6-11/16 (170)	3/8 (10)	1-3/16 (30)	3/8 L x 3/8 W (10 L x 10 W)	Aluminum	✓
BP36572FB	Pull	Matte Black	6-5/16 (160) CTC	6-11/16 (170)	3/8 (10)	1-3/16 (30)	3/8 L x 3/8 W (10 L x 10 W)	Aluminum	✓
BP36572G10	Pull	Satin Nickel	6-5/16 (160) CTC	6-11/16 (170)	3/8 (10)	1-3/16 (30)	3/8 L x 3/8 W (10 L x 10 W)	Aluminum	✓
BP36572ORB	Pull	Oil-Rubbed Bronze	6-5/16 (160) CTC	6-11/16 (170)	3/8 (10)	1-3/16 (30)	3/8 L x 3/8 W (10 L x 10 W)	Aluminum	✓
BP36572PN	Pull	Polished Nickel	6-5/16 (160) CTC	6-11/16 (170)	3/8 (10)	1-3/16 (30)	3/8 L x 3/8 W (10 L x 10 W)	Aluminum	✓
BP3657826*	Pull	Polished Chrome	3 (76) CTC	3-3/8 (86)	3/8 (10)	1-3/16 (30)	3/8 L x 3/8 W (10 L x 10 W)	Aluminum	—
BP36578BBZ*	Pull	Golden Champagne	3 (76) CTC	3-3/8 (86)	3/8 (10)	1-3/16 (30)	3/8 L x 3/8 W (10 L x 10 W)	Aluminum	—
BP36578CZ*	Pull	Champagne Bronze	3 (76) CTC	3-3/8 (86)	3/8 (10)	1-3/16 (30)	3/8 L x 3/8 W (10 L x 10 W)	Aluminum	—
BP36578FB*	Pull	Matte Black	3 (76) CTC	3-3/8 (86)	3/8 (10)	1-3/16 (30)	3/8 L x 3/8 W (10 L x 10 W)	Aluminum	—
BP36578G10*	Pull	Satin Nickel	3 (76) CTC	3-3/8 (86)	3/8 (10)	1-3/16 (30)	3/8 L x 3/8 W (10 L x 10 W)	Aluminum	—
BP36578ORB*	Pull	Oil-Rubbed Bronze	3 (76) CTC	3-3/8 (86)	3/8 (10)	1-3/16 (30)	3/8 L x 3/8 W (10 L x 10 W)	Aluminum	—
BP36578PN*	Pull	Polished Nickel	3 (76) CTC	3-3/8 (86)	3/8 (10)	1-3/16 (30)	3/8 L x 3/8 W (10 L x 10 W)	Aluminum	—
BP3690526	Knob	Polished Chrome	1-3/16 (30) LGTH	1-3/16 (30)	1-3/16 (30)	1 (25)	1/2 L x 1/2 W (13 L x 13 W)	Zinc	—
BP36905BBZ*	Knob	Golden Champagne	1-3/16 (30) LGTH	1-3/16 (30)	1-3/16 (30)	1 (25)	1/2 L x 1/2 W (13 L x 13 W)	Zinc	—
BP36905CZ	Knob	Champagne Bronze	1-3/16 (30) LGTH	1-3/16 (30)	1-3/16 (30)	1 (25)	1/2 L x 1/2 W (13 L x 13 W)	Zinc	—
BP36905FB	Knob	Matte Black	1-3/16 (30) LGTH	1-3/16 (30)	1-3/16 (30)	1 (25)	1/2 L x 1/2 W (13 L x 13 W)	Zinc	—
BP36905G10	Knob	Satin Nickel	1-3/16 (30) LGTH	1-3/16 (30)	1-3/16 (30)	1 (25)	1/2 L x 1/2 W (13 L x 13 W)	Zinc	—
BP36905ORB	Knob	Oil-Rubbed Bronze	1-3/16 (30) LGTH	1-3/16 (30)	1-3/16 (30)	1 (25)	1/2 L x 1/2 W (13 L x 13 W)	Zinc	—
BP36905PN*	Knob	Polished Nickel	1-3/16 (30) LGTH	1-3/16 (30)	1-3/16 (30)	1 (25)	1/2 L x 1/2 W (13 L x 13 W)	Zinc	—
BP3690926	Pull	Polished Chrome	8-13/16 (224) CTC	9-3/16 (233)	3/8 (10)	1-3/16 (30)	3/8 L x 3/8 W (10 L x 10 W)	Aluminum	✓
BP36909BBZ*	Pull	Golden Champagne	8-13/16 (224) CTC	9-3/16 (233)	3/8 (10)	1-3/16 (30)	3/8 L x 3/8 W (10 L x 10 W)	Aluminum	✓
BP36909CZ	Pull	Champagne Bronze	8-13/16 (224) CTC	9-3/16 (233)	3/8 (10)	1-3/16 (30)	3/8 L x 3/8 W (10 L x 10 W)	Aluminum	✓
BP36909FB	Pull	Matte Black	8-13/16 (224) CTC	9-3/16 (233)	3/8 (10)	1-3/16 (30)	3/8 L x 3/8 W (10 L x 10 W)	Aluminum	✓
BP36909G10	Pull	Satin Nickel	8-13/16 (224) CTC	9-3/16 (233)	3/8 (10)	1-3/16 (30)	3/8 L x 3/8 W (10 L x 10 W)	Aluminum	✓
BP36909ORB	Pull	Oil-Rubbed Bronze	8-13/16 (224) CTC	9-3/16 (233)	3/8 (10)	1-3/16 (30)	3/8 L x 3/8 W (10 L x 10 W)	Aluminum	✓
BP36909PN	Pull	Polished Nickel	8-13/16 (224) CTC	9-3/16 (233)	3/8 (10)	1-3/16 (30)	3/8 L x 3/8 W (10 L x 10 W)	Aluminum	✓

***New item coming soon.** Mounting hardware included.

The dimensional information provided here should be verified with the actual product prior to drilling or attempting to install the hardware. Please direct any questions you may have on the installation process to Amerock Customer Service (see back cover for contact information).

PRODUCT INDEX

Product No.	Type	Finish	Product Detail in(mm)	Length in(mm)	Width in(mm)	Projection in(mm)	Base Dimensions in(mm)	Base Material	ADA-Friendly
Edge Pulls • p. 68									
BP3657326	Pull	Polished Chrome	3 (76) CTC	3-13/16 (96)	1 (25)	1-5/8 (41)	3-3/4 L x 15/16 W (95 L x 24 W)	Aluminum	—
BP36573FB	Pull	Flat Black	3 (76) CTC	3-13/16 (96)	1 (25)	1-5/8 (41)	3-3/4 L x 15/16 W (95 L x 24 W)	Aluminum	—
BP36573G10	Pull	Satin Nickel	3 (76) CTC	3-13/16 (96)	1 (25)	1-5/8 (41)	3-3/4 L x 15/16 W (95 L x 24 W)	Aluminum	—
BP36573ORB	Pull	Oil-Rubbed Bronze	3 (76) CTC	3-13/16 (96)	1 (25)	1-5/8 (41)	3-3/4 L x 15/16 W (95 L x 24 W)	Aluminum	—
BP36573PN	Pull	Polished Nickel	3 (76) CTC	3-13/16 (96)	1 (25)	1-5/8 (41)	3-3/4 L x 15/16 W (95 L x 24 W)	Aluminum	—
BP3657426	Pull	Polished Chrome	3-3/4 (96) CTC	4-9/16 (116)	1 (25)	1-5/8 (41)	4-1/2 L x 15/16 W (114 L x 24 W)	Aluminum	—
BP36574FB	Pull	Flat Black	3-3/4 (96) CTC	4-9/16 (116)	1 (25)	1-5/8 (41)	4-1/2 L x 15/16 W (114 L x 24 W)	Aluminum	—
BP36574G10	Pull	Satin Nickel	3-3/4 (96) CTC	4-9/16 (116)	1 (25)	1-5/8 (41)	4-1/2 L x 15/16 W (114 L x 24 W)	Aluminum	—
BP36574ORB	Pull	Oil-Rubbed Bronze	3-3/4 (96) CTC	4-9/16 (116)	1 (25)	1-5/8 (41)	4-1/2 L x 15/16 W (114 L x 24 W)	Aluminum	—
BP36574PN	Pull	Polished Nickel	3-3/4 (96) CTC	4-9/16 (116)	1 (25)	1-5/8 (41)	4-1/2 L x 15/16 W (114 L x 24 W)	Aluminum	—
BP3657526	Pull	Polished Chrome	5-1/16 (128) CTC	5-13/16 (148)	1 (25)	1-5/8 (41)	5-13/16 L x 15/16 W (148 L x 24 W)	Aluminum	—
BP36575FB	Pull	Flat Black	5-1/16 (128) CTC	5-13/16 (148)	1 (25)	1-5/8 (41)	5-13/16 L x 15/16 W (148 L x 24 W)	Aluminum	—
BP36575G10	Pull	Satin Nickel	5-1/16 (128) CTC	5-13/16 (148)	1 (25)	1-5/8 (41)	5-13/16 L x 15/16 W (148 L x 24 W)	Aluminum	—
BP36575ORB	Pull	Oil-Rubbed Bronze	5-1/16 (128) CTC	5-13/16 (148)	1 (25)	1-5/8 (41)	5-13/16 L x 15/16 W (148 L x 24 W)	Aluminum	—
BP36575PN	Pull	Polished Nickel	5-1/16 (128) CTC	5-13/16 (148)	1 (25)	1-5/8 (41)	5-13/16 L x 15/16 W (148 L x 24 W)	Aluminum	—
Vaile • p. 70									
BP5300326	Pull	Polished Chrome	3-3/4 (96) CTC	4-13/16 (122)	1/2 (13)	1-1/16 (27)	13/16 L x 1/2 W (21 L x 13 W)	Zinc	—
BP53003FB	Pull	Flat Black	3-3/4 (96) CTC	4-13/16 (122)	1/2 (13)	1-1/16 (27)	13/16 L x 1/2 W (21 L x 13 W)	Zinc	—
BP53003G10	Pull	Satin Nickel	3-3/4 (96) CTC	4-13/16 (122)	1/2 (13)	1-1/16 (27)	13/16 L x 1/2 W (21 L x 13 W)	Zinc	—
BP53003ORB	Pull	Oil-Rubbed Bronze	3-3/4 (96) CTC	4-13/16 (122)	1/2 (13)	1-1/16 (27)	13/16 L x 1/2 W (21 L x 13 W)	Zinc	—
BP5301426	Knob	Polished Chrome	1-3/8 (35) LGTH	1-3/8 (34.925)	1 (25)	1-3/8 (35)	9/16 L x 9/16 W (14 L x 14 W)	Zinc	—
BP53014FB	Knob	Flat Black	1-3/8 (35) LGTH	1-3/8 (34.925)	1 (25)	1-3/8 (35)	9/16 L x 9/16 W (14 L x 14 W)	Zinc	—
BP53014G10	Knob	Satin Nickel	1-3/8 (35) LGTH	1-3/8 (34.925)	1 (25)	1-3/8 (35)	9/16 L x 9/16 W (14 L x 14 W)	Zinc	—
BP53014ORB	Knob	Oil-Rubbed Bronze	1-3/8 (35) LGTH	1-3/8 (34.925)	1 (25)	1-3/8 (35)	9/16 L x 9/16 W (14 L x 14 W)	Zinc	—
Winsome • p. 74									
BP3676526	Knob	Polished Chrome	1-1/4 (32) DIA	1-1/4 (32)	1-1/4 (32)	1-3/16 (30)	3/4 L x 3/4 W (19 L x 19 W)	Zinc	—
BP36765CZ	Knob	Champagne Bronze	1-1/4 (32) DIA	1-1/4 (32)	1-1/4 (32)	1-3/16 (30)	3/4 L x 3/4 W (19 L x 19 W)	Zinc	—
BP36765FB	Knob	Matte Black	1-1/4 (32) DIA	1-1/4 (32)	1-1/4 (32)	1-3/16 (30)	3/4 L x 3/4 W (19 L x 19 W)	Zinc	—
BP36765G10	Knob	Satin Nickel	1-1/4 (32) DIA	1-1/4 (32)	1-1/4 (32)	1-3/16 (30)	3/4 L x 3/4 W (19 L x 19 W)	Zinc	—
BP36765ORB	Knob	Oil-Rubbed Bronze	1-1/4 (32) DIA	1-1/4 (32)	1-1/4 (32)	1-3/16 (30)	3/4 L x 3/4 W (19 L x 19 W)	Zinc	—
BP3676626	Pull	Polished Chrome	3-3/4 (96) CTC	5-5/16 (135)	7/16 (11)	1-3/8 (35)	3/4 L x 3/4 W (19 L x 19 W)	Zinc	—
BP36766CZ	Pull	Champagne Bronze	3-3/4 (96) CTC	5-5/16 (135)	7/16 (11)	1-3/8 (35)	3/4 L x 3/4 W (19 L x 19 W)	Zinc	—
BP36766FB	Pull	Matte Black	3-3/4 (96) CTC	5-5/16 (135)	7/16 (11)	1-3/8 (35)	3/4 L x 3/4 W (19 L x 19 W)	Zinc	—
BP36766G10	Pull	Satin Nickel	3-3/4 (96) CTC	5-5/16 (135)	7/16 (11)	1-3/8 (35)	3/4 L x 3/4 W (19 L x 19 W)	Zinc	—

Mounting hardware included.

The dimensional information provided here should be verified with the actual product prior to drilling or attempting to install the hardware. Please direct any questions you may have on the installation process to Amerock Customer Service (see back cover for contact information).

PRODUCT INDEX

Product No.	Type	Finish	Product Detail in(mm)	Length in(mm)	Width in(mm)	Projection in(mm)	Base Dimensions in(mm)	Base Material	ADA-Friendly
Winsome (continued) • p. 74									
BP36766ORB	Pull	Oil-Rubbed Bronze	3-3/4 (96) CTC	5-5/16 (135)	7/16 (11)	1-3/8 (35)	3/4 L x 3/4 W (19 L x 19 W)	Zinc	—
BP3676726	Pull	Polished Chrome	5-1/16 (128) CTC	6-1/2 (165)	7/16 (11)	1-3/8 (35)	3/4 L x 3/4 W (19 L x 19 W)	Zinc	—
BP36767CZ	Pull	Champagne Bronze	5-1/16 (128) CTC	6-1/2 (165)	7/16 (11)	1-3/8 (35)	3/4 L x 3/4 W (19 L x 19 W)	Zinc	—
BP36767FB	Pull	Matte Black	5-1/16 (128) CTC	6-1/2 (165)	7/16 (11)	1-3/8 (35)	3/4 L x 3/4 W (19 L x 19 W)	Zinc	—
BP36767G10	Pull	Satin Nickel	5-1/16 (128) CTC	6-1/2 (165)	7/16 (11)	1-3/8 (35)	3/4 L x 3/4 W (19 L x 19 W)	Zinc	—
BP36767ORB	Pull	Oil-Rubbed Bronze	5-1/16 (128) CTC	6-1/2 (165)	7/16 (11)	1-3/8 (35)	3/4 L x 3/4 W (19 L x 19 W)	Zinc	—
BP3676826	Pull	Polished Chrome	7-9/16 (192) CTC	9-1/16 (230)	7/16 (11)	1-3/8 (35)	3/4 L x 3/4 W (19 L x 19 W)	Zinc	—
BP36768CZ	Pull	Champagne Bronze	7-9/16 (192) CTC	9-1/16 (230)	7/16 (11)	1-3/8 (35)	3/4 L x 3/4 W (19 L x 19 W)	Zinc	—
BP36768FB	Pull	Matte Black	7-9/16 (192) CTC	9-1/16 (230)	7/16 (11)	1-3/8 (35)	3/4 L x 3/4 W (19 L x 19 W)	Zinc	—
BP36768G10	Pull	Satin Nickel	7-9/16 (192) CTC	9-1/16 (230)	7/16 (11)	1-3/8 (35)	3/4 L x 3/4 W (19 L x 19 W)	Zinc	—
BP36768ORB	Pull	Oil-Rubbed Bronze	7-9/16 (192) CTC	9-1/16 (230)	7/16 (11)	1-3/8 (35)	3/4 L x 3/4 W (19 L x 19 W)	Zinc	—
BP3676926	Pull	Polished Chrome	8-13/16 (224) CTC	10-5/16 (262)	7/16 (11)	1-3/8 (35)	3/4 L x 3/4 W (19 L x 19 W)	Zinc	—
BP36769CZ	Pull	Champagne Bronze	8-13/16 (224) CTC	10-5/16 (262)	7/16 (11)	1-3/8 (35)	3/4 L x 3/4 W (19 L x 19 W)	Zinc	—
BP36769FB	Pull	Matte Black	8-13/16 (224) CTC	10-5/16 (262)	7/16 (11)	1-3/8 (35)	3/4 L x 3/4 W (19 L x 19 W)	Zinc	—
BP36769G10	Pull	Satin Nickel	8-13/16 (224) CTC	10-5/16 (262)	7/16 (11)	1-3/8 (35)	3/4 L x 3/4 W (19 L x 19 W)	Zinc	—
BP36769ORB	Pull	Oil-Rubbed Bronze	8-13/16 (224) CTC	10-5/16 (262)	7/16 (11)	1-3/8 (35)	3/4 L x 3/4 W (19 L x 19 W)	Zinc	—
Appoint • p. 76									
BP3675826	Knob	Polished Chrome	1-1/4 (32) LGTH	1-1/4 (32)	1-1/4 (32)	1 (25)	9/16 L x 9/16 W (14 L x 14 W)	Zinc	—
BP36758BBZ*	Knob	Golden Champagne	1-1/4 (32) LGTH	1-1/4 (32)	1-1/4 (32)	1 (25)	9/16 L x 9/16 W (14 L x 14 W)	Zinc	—
BP36758CZ	Knob	Champagne Bronze	1-1/4 (32) LGTH	1-1/4 (32)	1-1/4 (32)	1 (25)	9/16 L x 9/16 W (14 L x 14 W)	Zinc	—
BP36758FB	Knob	Matte Black	1-1/4 (32) LGTH	1-1/4 (32)	1-1/4 (32)	1 (25)	9/16 L x 9/16 W (14 L x 14 W)	Zinc	—
BP36758G10	Knob	Satin Nickel	1-1/4 (32) LGTH	1-1/4 (32)	1-1/4 (32)	1 (25)	9/16 L x 9/16 W (14 L x 14 W)	Zinc	—
BP36758ORB	Knob	Oil-Rubbed Bronze	1-1/4 (32) LGTH	1-1/4 (32)	1-1/4 (32)	1 (25)	9/16 L x 9/16 W (14 L x 14 W)	Zinc	—
BP3675926	Pull	Polished Chrome	3-3/4 (96) CTC	4-9/16 (116)	9/16 (14)	15/16 (24)	11/16 L x 3/4 W (17 L x 19 W)	Zinc	✓
BP36759BBZ*	Pull	Golden Champagne	3-3/4 (96) CTC	4-9/16 (116)	9/16 (14)	15/16 (24)	11/16 L x 3/4 W (17 L x 19 W)	Zinc	✓
BP36759CZ	Pull	Champagne Bronze	3-3/4 (96) CTC	4-9/16 (116)	9/16 (14)	15/16 (24)	11/16 L x 3/4 W (17 L x 19 W)	Zinc	✓
BP36759FB	Pull	Matte Black	3-3/4 (96) CTC	4-9/16 (116)	9/16 (14)	15/16 (24)	11/16 L x 3/4 W (17 L x 19 W)	Zinc	✓
BP36759G10	Pull	Satin Nickel	3-3/4 (96) CTC	4-9/16 (116)	9/16 (14)	15/16 (24)	11/16 L x 3/4 W (17 L x 19 W)	Zinc	✓
BP36759ORB	Pull	Oil-Rubbed Bronze	3-3/4 (96) CTC	4-9/16 (116)	9/16 (14)	15/16 (24)	11/16 L x 3/4 W (17 L x 19 W)	Zinc	✓
BP3676026	Pull	Polished Chrome	5-1/16 (128) CTC	5-13/16 (148)	9/16 (14)	15/16 (24)	11/16 L x 3/4 W (17 L x 19 W)	Zinc	✓
BP36760BBZ*	Pull	Golden Champagne	5-1/16 (128) CTC	5-13/16 (148)	9/16 (14)	15/16 (24)	11/16 L x 3/4 W (17 L x 19 W)	Zinc	✓
BP36760CZ	Pull	Champagne Bronze	5-1/16 (128) CTC	5-13/16 (148)	9/16 (14)	15/16 (24)	11/16 L x 3/4 W (17 L x 19 W)	Zinc	✓
BP36760FB	Pull	Matte Black	5-1/16 (128) CTC	5-13/16 (148)	9/16 (14)	15/16 (24)	11/16 L x 3/4 W (17 L x 19 W)	Zinc	✓
BP36760G10	Pull	Satin Nickel	5-1/16 (128) CTC	5-13/16 (148)	9/16 (14)	15/16 (24)	11/16 L x 3/4 W (17 L x 19 W)	Zinc	✓

*New item coming soon. Mounting hardware included.

The dimensional information provided here should be verified with the actual product prior to drilling or attempting to install the hardware. Please direct any questions you may have on the installation process to Amerock Customer Service (see back cover for contact information).

PRODUCT INDEX

Product No.	Type	Finish	Product Detail in(mm)	Length in(mm)	Width in(mm)	Projection in(mm)	Base Dimensions in(mm)	Base Material	ADA-Friendly
Appoint (continued) • p. 76									
BP36760ORB	Pull	Oil-Rubbed Bronze	5-1/16 (128) CTC	5-13/16 (148)	9/16 (14)	15/16 (24)	11/16 L x 3/4 W (17 L x 19 W)	Zinc	✓
BP3676126	Pull	Polished Chrome	7-9/16 (192) CTC	8-5/16 (211)	9/16 (14)	1-1/8 (29)	11/16 L x 3/4 W (17 L x 19 W)	Zinc	✓
BP36761BBZ*	Pull	Golden Champagne	7-9/16 (192) CTC	8-5/16 (211)	9/16 (14)	1-1/8 (29)	11/16 L x 3/4 W (17 L x 19 W)	Zinc	✓
BP36761CZ	Pull	Champagne Bronze	7-9/16 (192) CTC	8-5/16 (211)	9/16 (14)	1-1/8 (29)	11/16 L x 3/4 W (17 L x 19 W)	Zinc	✓
BP36761FB	Pull	Matte Black	7-9/16 (192) CTC	8-5/16 (211)	9/16 (14)	1-1/8 (29)	11/16 L x 3/4 W (17 L x 19 W)	Zinc	✓
BP36761G10	Pull	Satin Nickel	7-9/16 (192) CTC	8-5/16 (211)	9/16 (14)	1-1/8 (29)	11/16 L x 3/4 W (17 L x 19 W)	Zinc	✓
BP36761ORB	Pull	Oil-Rubbed Bronze	7-9/16 (192) CTC	8-5/16 (211)	9/16 (14)	1-1/8 (29)	11/16 L x 3/4 W (17 L x 19 W)	Zinc	✓
BP3676226	Cup Pull	Polished Chrome	3 & 3-3/4 (76 & 96) CTC	4-7/8 (124)	1-1/2 (38)	15/16 (24)	4-7/8 L x 1-1/2 W (124 L x 38 W)	Zinc	—
BP36762BBZ*	Cup Pull	Golden Champagne	3 & 3-3/4 (76 & 96) CTC	4-7/8 (124)	1-1/2 (38)	15/16 (24)	4-7/8 L x 1-1/2 W (124 L x 38 W)	Zinc	—
BP36762CZ	Cup Pull	Champagne Bronze	3 & 3-3/4 (76 & 96) CTC	4-7/8 (124)	1-1/2 (38)	15/16 (24)	4-7/8 L x 1-1/2 W (124 L x 38 W)	Zinc	—
BP36762FB	Cup Pull	Matte Black	3 & 3-3/4 (76 & 96) CTC	4-7/8 (124)	1-1/2 (38)	15/16 (24)	4-7/8 L x 1-1/2 W (124 L x 38 W)	Zinc	—
BP36762G10	Cup Pull	Satin Nickel	3 & 3-3/4 (76 & 96) CTC	4-7/8 (124)	1-1/2 (38)	15/16 (24)	4-7/8 L x 1-1/2 W (124 L x 38 W)	Zinc	—
BP36762ORB	Cup Pull	Oil-Rubbed Bronze	3 & 3-3/4 (76 & 96) CTC	4-7/8 (124)	1-1/2 (38)	15/16 (24)	4-7/8 L x 1-1/2 W (124 L x 38 W)	Zinc	—
BP3676326	Cup Pull	Polished Chrome	5-1/16 & 6-5/16 (128 & 160) CTC	7-7/16 (189)	1-1/2 (38)	15/16 (24)	7-7/16 L x 1-1/2 W (189 L x 38 W)	Zinc	—
BP36763BBZ*	Cup Pull	Golden Champagne	5-1/16 & 6-5/16 (128 & 160) CTC	7-7/16 (189)	1-1/2 (38)	15/16 (24)	7-7/16 L x 1-1/2 W (189 L x 38 W)	Zinc	—
BP36763CZ	Cup Pull	Champagne Bronze	5-1/16 & 6-5/16 (128 & 160) CTC	7-7/16 (189)	1-1/2 (38)	15/16 (24)	7-7/16 L x 1-1/2 W (189 L x 38 W)	Zinc	—
BP36763FB	Cup Pull	Matte Black	5-1/16 & 6-5/16 (128 & 160) CTC	7-7/16 (189)	1-1/2 (38)	15/16 (24)	7-7/16 L x 1-1/2 W (189 L x 38 W)	Zinc	—
BP36763G10	Cup Pull	Satin Nickel	5-1/16 & 6-5/16 (128 & 160) CTC	7-7/16 (189)	1-1/2 (38)	15/16 (24)	7-7/16 L x 1-1/2 W (189 L x 38 W)	Zinc	—
BP36763ORB	Cup Pull	Oil-Rubbed Bronze	5-1/16 & 6-5/16 (128 & 160) CTC	7-7/16 (189)	1-1/2 (38)	15/16 (24)	7-7/16 L x 1-1/2 W (189 L x 38 W)	Zinc	—
BP3676426*	Pull	Polished Chrome	3 (76) CTC	3-3/4 (96)	9/16 (14)	15/16 (24)	11/16 L x 3/4 W (17 L x 19 W)	Zinc	—
BP36764BBZ*	Pull	Golden Champagne	3 (76) CTC	3-3/4 (96)	9/16 (14)	15/16 (24)	11/16 L x 3/4 W (17 L x 19 W)	Zinc	—
BP36764CZ*	Pull	Champagne Bronze	3 (76) CTC	3-3/4 (96)	9/16 (14)	15/16 (24)	11/16 L x 3/4 W (17 L x 19 W)	Zinc	—
BP36764FB*	Pull	Matte Black	3 (76) CTC	3-3/4 (96)	9/16 (14)	15/16 (24)	11/16 L x 3/4 W (17 L x 19 W)	Zinc	—
BP36764G10*	Pull	Satin Nickel	3 (76) CTC	3-3/4 (96)	9/16 (14)	15/16 (24)	11/16 L x 3/4 W (17 L x 19 W)	Zinc	—
BP36764ORB*	Pull	Oil-Rubbed Bronze	3 (76) CTC	3-3/4 (96)	9/16 (14)	15/16 (24)	11/16 L x 3/4 W (17 L x 19 W)	Zinc	—
Renown • p. 78									
BP3679326	Knob	Polished Chrome	1-1/4 (32) DIA	1-1/4 (32)	1-1/4 (32)	1-1/8 (29)	7/8 L x 7/8 W (22 L x 22 W)	Zinc	—
BP36793CZ	Knob	Champagne Bronze	1-1/4 (32) DIA	1-1/4 (32)	1-1/4 (32)	1-1/8 (29)	7/8 L x 7/8 W (22 L x 22 W)	Zinc	—
BP36793FB	Knob	Matte Black	1-1/4 (32) DIA	1-1/4 (32)	1-1/4 (32)	1-1/8 (29)	7/8 L x 7/8 W (22 L x 22 W)	Zinc	—
BP36793G10	Knob	Satin Nickel	1-1/4 (32) DIA	1-1/4 (32)	1-1/4 (32)	1-1/8 (29)	7/8 L x 7/8 W (22 L x 22 W)	Zinc	—
BP36793ORB	Knob	Oil-Rubbed Bronze	1-1/4 (32) DIA	1-1/4 (32)	1-1/4 (32)	1-1/8 (29)	7/8 L x 7/8 W (22 L x 22 W)	Zinc	—
BP3679426	Pull	Polished Chrome	3-3/4 (96) CTC	4-7/16 (113)	9/16 (14)	1-1/8 (29)	5/8 L x 5/8 W (16 L x 16 W)	Zinc	✓
BP36794CZ	Pull	Champagne Bronze	3-3/4 (96) CTC	4-7/16 (113)	9/16 (14)	1-1/8 (29)	5/8 L x 5/8 W (16 L x 16 W)	Zinc	✓

*New item coming soon. Mounting hardware included.

The dimensional information provided here should be verified with the actual product prior to drilling or attempting to install the hardware. Please direct any questions you may have on the installation process to Amerock Customer Service (see back cover for contact information).

PRODUCT INDEX

Product No.	Type	Finish	Product Detail in(mm)	Length in(mm)	Width in(mm)	Projection in(mm)	Base Dimensions in(mm)	Base Material	ADA-Friendly
Renown (continued) • p. 78									
BP36794FB	Pull	Matte Black	3-3/4 (96) CTC	4-7/16 (113)	9/16 (14)	1-1/8 (29)	5/8 L x 5/8 W (16 L x 16 W)	Zinc	✓
BP36794G10	Pull	Satin Nickel	3-3/4 (96) CTC	4-7/16 (113)	9/16 (14)	1-1/8 (29)	5/8 L x 5/8 W (16 L x 16 W)	Zinc	✓
BP36794ORB	Pull	Oil-Rubbed Bronze	3-3/4 (96) CTC	4-7/16 (113)	9/16 (14)	1-1/8 (29)	5/8 L x 5/8 W (16 L x 16 W)	Zinc	✓
BP3679526	Pull	Polished Chrome	5-1/16 (128) CTC	5-11/16 (144)	9/16 (14)	1-3/16 (30)	5/8 L x 5/8 W (16 L x 16 W)	Zinc	✓
BP36795CZ	Pull	Champagne Bronze	5-1/16 (128) CTC	5-11/16 (144)	9/16 (14)	1-3/16 (30)	5/8 L x 5/8 W (16 L x 16 W)	Zinc	✓
BP36795FB	Pull	Matte Black	5-1/16 (128) CTC	5-11/16 (144)	9/16 (14)	1-3/16 (30)	5/8 L x 5/8 W (16 L x 16 W)	Zinc	✓
BP36795G10	Pull	Satin Nickel	5-1/16 (128) CTC	5-11/16 (144)	9/16 (14)	1-3/16 (30)	5/8 L x 5/8 W (16 L x 16 W)	Zinc	✓
BP36795ORB	Pull	Oil-Rubbed Bronze	5-1/16 (128) CTC	5-11/16 (144)	9/16 (14)	1-3/16 (30)	5/8 L x 5/8 W (16 L x 16 W)	Zinc	✓
BP3679626	Pull	Polished Chrome	6-5/16 (160) CTC	7 (178)	9/16 (14)	1-3/16 (30)	5/8 L x 5/8 W (16 L x 16 W)	Zinc	✓
BP36796CZ	Pull	Champagne Bronze	6-5/16 (160) CTC	7 (178)	9/16 (14)	1-3/16 (30)	5/8 L x 5/8 W (16 L x 16 W)	Zinc	✓
BP36796FB	Pull	Matte Black	6-5/16 (160) CTC	7 (178)	9/16 (14)	1-3/16 (30)	5/8 L x 5/8 W (16 L x 16 W)	Zinc	✓
BP36796G10	Pull	Satin Nickel	6-5/16 (160) CTC	7 (178)	9/16 (14)	1-3/16 (30)	5/8 L x 5/8 W (16 L x 16 W)	Zinc	✓
BP36796ORB	Pull	Oil-Rubbed Bronze	6-5/16 (160) CTC	7 (178)	9/16 (14)	1-3/16 (30)	5/8 L x 5/8 W (16 L x 16 W)	Zinc	✓
Ville • p. 80									
BP3677426	Knob	Polished Chrome	1-1/8 (29) DIA	1-1/8 (29)	1-1/8 (29)	1-1/16 (27)	3/4 L x 3/4 W (19 L x 19 W)	Zinc	—
BP36774CZ	Knob	Champagne Bronze	1-1/8 (29) DIA	1-1/8 (29)	1-1/8 (29)	1-1/16 (27)	3/4 L x 3/4 W (19 L x 19 W)	Zinc	—
BP36774FB	Knob	Matte Black	1-1/8 (29) DIA	1-1/8 (29)	1-1/8 (29)	1-1/16 (27)	3/4 L x 3/4 W (19 L x 19 W)	Zinc	—
BP36774G10	Knob	Satin Nickel	1-1/8 (29) DIA	1-1/8 (29)	1-1/8 (29)	1-1/16 (27)	3/4 L x 3/4 W (19 L x 19 W)	Zinc	—
BP36774ORB	Knob	Oil-Rubbed Bronze	1-1/8 (29) DIA	1-1/8 (29)	1-1/8 (29)	1-1/16 (27)	3/4 L x 3/4 W (19 L x 19 W)	Zinc	—
BP3677526	Pull	Polished Chrome	3-3/4 (96) CTC	4-5/8 (117)	3/8 (10)	1-1/8 (29)	7/8 L x 7/8 W (22 L x 22 W)	Zinc	✓
BP36775CZ	Pull	Champagne Bronze	3-3/4 (96) CTC	4-5/8 (117)	3/8 (10)	1-1/8 (29)	7/8 L x 7/8 W (22 L x 22 W)	Zinc	✓
BP36775FB	Pull	Matte Black	3-3/4 (96) CTC	4-5/8 (117)	3/8 (10)	1-1/8 (29)	7/8 L x 7/8 W (22 L x 22 W)	Zinc	✓
BP36775G10	Pull	Satin Nickel	3-3/4 (96) CTC	4-5/8 (117)	3/8 (10)	1-1/8 (29)	7/8 L x 7/8 W (22 L x 22 W)	Zinc	✓
BP36775ORB	Pull	Oil-Rubbed Bronze	3-3/4 (96) CTC	4-5/8 (117)	3/8 (10)	1-1/8 (29)	7/8 L x 7/8 W (22 L x 22 W)	Zinc	✓
BP3677626	Pull	Polished Chrome	5-1/16 (128) CTC	5-7/8 (149)	3/8 (10)	1-3/16 (30)	7/8 L x 7/8 W (22 L x 22 W)	Zinc	✓
BP36776CZ	Pull	Champagne Bronze	5-1/16 (128) CTC	5-7/8 (149)	3/8 (10)	1-3/16 (30)	7/8 L x 7/8 W (22 L x 22 W)	Zinc	✓
BP36776FB	Pull	Matte Black	5-1/16 (128) CTC	5-7/8 (149)	3/8 (10)	1-3/16 (30)	7/8 L x 7/8 W (22 L x 22 W)	Zinc	✓
BP36776G10	Pull	Satin Nickel	5-1/16 (128) CTC	5-7/8 (149)	3/8 (10)	1-3/16 (30)	7/8 L x 7/8 W (22 L x 22 W)	Zinc	✓
BP36776ORB	Pull	Oil-Rubbed Bronze	5-1/16 (128) CTC	5-7/8 (149)	3/8 (10)	1-3/16 (30)	7/8 L x 7/8 W (22 L x 22 W)	Zinc	✓
BP3677726	Pull	Polished Chrome	6-5/16 (160) CTC	7-1/8 (181)	3/8 (10)	1-3/16 (30)	7/8 L x 7/8 W (22 L x 22 W)	Zinc	✓
BP36777CZ	Pull	Champagne Bronze	6-5/16 (160) CTC	7-1/8 (181)	3/8 (10)	1-3/16 (30)	7/8 L x 7/8 W (22 L x 22 W)	Zinc	✓
BP36777FB	Pull	Matte Black	6-5/16 (160) CTC	7-1/8 (181)	3/8 (10)	1-3/16 (30)	7/8 L x 7/8 W (22 L x 22 W)	Zinc	✓
BP36777G10	Pull	Satin Nickel	6-5/16 (160) CTC	7-1/8 (181)	3/8 (10)	1-3/16 (30)	7/8 L x 7/8 W (22 L x 22 W)	Zinc	✓
BP36777ORB	Pull	Oil-Rubbed Bronze	6-5/16 (160) CTC	7-1/8 (181)	3/8 (10)	1-3/16 (30)	7/8 L x 7/8 W (22 L x 22 W)	Zinc	✓

Mounting hardware included.
The dimensional information provided here should be verified with the actual product prior to drilling or attempting to install the hardware.
Please direct any questions you may have on the installation process to Amerock Customer Service (see back cover for contact information).

PRODUCT INDEX

Product No.	Type	Finish	Product Detail in(mm)	Length in(mm)	Width in(mm)	Projection in(mm)	Base Dimensions in(mm)	Base Material	ADA-Friendly
Inspirations • p. 82									
BP15862FB	Knob	Flat Black	1-3/4 (44) DIA	1-3/4 (44)	1-3/4 (44)	1-5/16 (33)	1 L x 1 W (25 L x 25 W)	Zinc	—
BP15862G10	Knob	Satin Nickel	1-3/4 (44) DIA	1-3/4 (44)	1-3/4 (44)	1-5/16 (33)	1 L x 1 W (25 L x 25 W)	Zinc	—
BP15862ORB	Knob	Oil-Rubbed Bronze	1-3/4 (44) DIA	1-3/4 (44)	1-3/4 (44)	1-5/16 (33)	1 L x 1 W (25 L x 25 W)	Zinc	—
BP15862WN	Knob	Weathered Nickel	1-3/4 (44) DIA	1-3/4 (44)	1-3/4 (44)	1-5/16 (33)	1 L x 1 W (25 L x 25 W)	Zinc	—
BP1586FB	Knob	Flat Black	1-5/16 (33) DIA	1-5/16 (33)	1-5/16 (33)	1 (25)	3/4 L x 3/4 W (19 L x 19 W)	Zinc	—
BP1586G10	Knob	Satin Nickel	1-5/16 (33) DIA	1-5/16 (33)	1-5/16 (33)	1 (25)	3/4 L x 3/4 W (19 L x 19 W)	Zinc	—
BP1586ORB	Knob	Oil-Rubbed Bronze	1-5/16 (33) DIA	1-5/16 (33)	1-5/16 (33)	1 (25)	3/4 L x 3/4 W (19 L x 19 W)	Zinc	—
BP1586WID	Knob	Wrought Iron Dark	1-5/16 (33) DIA	1-5/16 (33)	1-5/16 (33)	1 (25)	3/4 L x 3/4 W (19 L x 19 W)	Zinc	—
BP1586WN	Knob	Weathered Nickel	1-5/16 (33) DIA	1-5/16 (33)	1-5/16 (33)	1 (25)	3/4 L x 3/4 W (19 L x 19 W)	Zinc	—
BP1587FB	Pull	Flat Black	3-3/4 (96) CTC	6-1/4 (159)	11/16 (17)	1-1/16 (27)	1-3/8 L x 9/16 W (35 L x 14 W)	Zinc	✓
BP1587G10	Pull	Satin Nickel	3-3/4 (96) CTC	6-1/4 (159)	11/16 (17)	1-1/16 (27)	1-3/8 L x 9/16 W (35 L x 14 W)	Zinc	✓
BP1587ORB	Pull	Oil-Rubbed Bronze	3-3/4 (96) CTC	6-1/4 (159)	11/16 (17)	1-1/16 (27)	1-3/8 L x 9/16 W (35 L x 14 W)	Zinc	✓
BP1587WN	Pull	Weathered Nickel	3-3/4 (96) CTC	6-1/4 (159)	11/16 (17)	1-1/16 (27)	1-3/8 L x 9/16 W (35 L x 14 W)	Zinc	✓
BP1588FB	Pull	Flat Black	5-1/16 (128) CTC	7-1/2 (191)	3/4 (19)	1-1/8 (29)	1-3/8 L x 11/16 W (35 L x 17 W)	Zinc	✓
BP1588G10	Pull	Satin Nickel	5-1/16 (128) CTC	7-1/2 (191)	3/4 (19)	1-1/8 (29)	1-3/8 L x 11/16 W (35 L x 17 W)	Zinc	✓
BP1588ORB	Pull	Oil-Rubbed Bronze	5-1/16 (128) CTC	7-1/2 (191)	3/4 (19)	1-1/8 (29)	1-3/8 L x 11/16 W (35 L x 17 W)	Zinc	✓
BP1588WN	Pull	Weathered Nickel	5-1/16 (128) CTC	7-1/2 (191)	3/4 (19)	1-1/8 (29)	1-3/8 L x 11/16 W (35 L x 17 W)	Zinc	✓
BP1590FB	Pull	Flat Black	3 (76) CTC	5-1/2 (140)	11/16 (17)	1 (25)	1-7/16 L x 5/8 W (37 L x 16 W)	Zinc	—
BP1590G10	Pull	Satin Nickel	3 (76) CTC	5-1/2 (140)	11/16 (17)	1 (25)	1-7/16 L x 5/8 W (37 L x 16 W)	Zinc	—
BP1590ORB	Pull	Oil-Rubbed Bronze	3 (76) CTC	5-1/2 (140)	11/16 (17)	1 (25)	1-7/16 L x 5/8 W (37 L x 16 W)	Zinc	—
BP1590WID	Pull	Wrought Iron Dark	3 (76) CTC	5-1/2 (140)	11/16 (17)	1 (25)	1-7/16 L x 5/8 W (37 L x 16 W)	Zinc	—
BP1590WN	Pull	Weathered Nickel	3 (76) CTC	5-1/2 (140)	11/16 (17)	1 (25)	1-7/16 L x 5/8 W (37 L x 16 W)	Zinc	—
BP1592FB	Cup Pull	Flat Black	3 (76) CTC	4-1/4 (108)	1-5/16 (33)	1 (25)	4-1/4 L x 1-5/16 W (108 L x 33 W)	Zinc	—
BP1592G10	Cup Pull	Satin Nickel	3 (76) CTC	4-1/4 (108)	1-5/16 (33)	1 (25)	4-1/4 L x 1-5/16 W (108 L x 33 W)	Zinc	—
BP1592ORB	Cup Pull	Oil-Rubbed Bronze	3 (76) CTC	4-1/4 (108)	1-5/16 (33)	1 (25)	4-1/4 L x 1-5/16 W (108 L x 33 W)	Zinc	—
BP1592WID	Cup Pull	Wrought Iron Dark	3 (76) CTC	4-1/4 (108)	1-5/16 (33)	1 (25)	4-1/4 L x 1-5/16 W (108 L x 33 W)	Zinc	—
BP1593FB	Finger Pull	Flat Black	1-7/8 (48) LGTH	1-7/8 (48)	1-1/16 (27)	1-1/16 (27)	1-7/8 L x 1-1/16 W (48 L x 27 W)	Zinc	—
BP1593G10	Finger Pull	Satin Nickel	1-7/8 (48) LGTH	1-7/8 (48)	1-1/16 (27)	1-1/16 (27)	1-7/8 L x 1-1/16 W (48 L x 27 W)	Zinc	—
BP1593ORB	Finger Pull	Oil-Rubbed Bronze	1-7/8 (48) LGTH	1-7/8 (48)	1-1/16 (27)	1-1/16 (27)	1-7/8 L x 1-1/16 W (48 L x 27 W)	Zinc	—
Granby • p. 84									
BP5301326	Pull	Polished Chrome	3 (76) CTC	3-3/8 (89)	9/16 (14)	1-5/16 (33)	3/8 L x 3/8 W (10 L x 10 W)	Zinc	—
BP53013FB	Pull	Flat Black	3 (76) CTC	3-3/8 (89)	9/16 (14)	1-5/16 (33)	3/8 L x 3/8 W (10 L x 10 W)	Zinc	—
BP53013G10	Pull	Satin Nickel	3 (76) CTC	3-3/8 (86)	9/16 (14)	1-5/16 (33)	3/8 L x 3/8 W (10 L x 10 W)	Zinc	—

Mounting hardware included.

The dimensional information provided here should be verified with the actual product prior to drilling or attempting to install the hardware. Please direct any questions you may have on the installation process to Amerock Customer Service (see back cover for contact information).

PRODUCT INDEX

Product No.	Type	Finish	Product Detail in(mm)	Length in(mm)	Width in(mm)	Projection in(mm)	Base Dimensions in(mm)	Base Material	ADA-Friendly
Granby (continued) • p. 84									
BP53013ORB	Pull	Oil-Rubbed Bronze	3 (76) CTC	3-3/8 (86)	9/16 (14)	1-5/16 (33)	3/8 L x 3/8 W (10 L x 10 W)	Zinc	—
BP53013PN	Pull	Polished Nickel	3 (76) CTC	3-3/8 (86)	9/16 (14)	1-5/16 (33)	3/8 L x 3/8 W (10 L x 10 W)	Zinc	—
BP5524326	Pull	Polished Chrome	3-3/4 (96) CTC	4-3/16 (106)	5/8 (16)	1-7/16 (37)	7/16 L x 7/16 W (11 L x 11 W)	Zinc	✓
BP55243FB	Pull	Matte Black	3-3/4 (96) CTC	4-3/16 (106)	5/8 (16)	1-7/16 (37)	7/16 L x 7/16 W (11 L x 11 W)	Zinc	✓
BP55243G10	Pull	Satin Nickel	3-3/4 (96) CTC	4-3/16 (106)	5/8 (16)	1-7/16 (37)	7/16 L x 7/16 W (11 L x 11 W)	Zinc	✓
BP55243ORB	Pull	Oil-Rubbed Bronze	3-3/4 (96) CTC	4-3/16 (106)	5/8 (16)	1-7/16 (37)	7/16 L x 7/16 W (11 L x 11 W)	Zinc	✓
BP55243PN	Pull	Polished Nickel	3-3/4 (96) CTC	4-3/16 (106)	5/8 (16)	1-7/16 (37)	7/16 L x 7/16 W (11 L x 11 W)	Zinc	✓
BP5524426	Pull	Polished Chrome	5-1/16 (128) CTC	5-9/16 (141)	3/4 (19)	1-9/16 (40)	1/2 L x 1/2 W (13 L x 13 W)	Zinc	✓
BP55244FB	Pull	Matte Black	5-1/16 (128) CTC	5-9/16 (141)	3/4 (19)	1-9/16 (40)	1/2 L x 1/2 W (13 L x 13 W)	Zinc	✓
BP55244G10	Pull	Satin Nickel	5-1/16 (128) CTC	5-9/16 (141)	3/4 (19)	1-9/16 (40)	1/2 L x 1/2 W (13 L x 13 W)	Zinc	✓
BP55244ORB	Pull	Oil-Rubbed Bronze	5-1/16 (128) CTC	5-9/16 (141)	3/4 (19)	1-9/16 (40)	1/2 L x 1/2 W (13 L x 13 W)	Zinc	✓
BP55244PN	Pull	Polished Nickel	5-1/16 (128) CTC	5-9/16 (141)	3/4 (19)	1-9/16 (40)	1/2 L x 1/2 W (13 L x 13 W)	Zinc	✓
BP5524526	Pull	Polished Chrome	6-5/16 (160) CTC	6-7/8 (175)	7/8 (22)	1-3/4 (44)	5/8 L x 5/8 W (16 L x 16 W)	Zinc	✓
BP55245FB	Pull	Matte Black	6-5/16 (160) CTC	6-7/8 (175)	7/8 (22)	1-3/4 (44)	5/8 L x 5/8 W (16 L x 16 W)	Zinc	✓
BP55245G10	Pull	Satin Nickel	6-5/16 (160) CTC	6-7/8 (175)	7/8 (22)	1-3/4 (44)	5/8 L x 5/8 W (16 L x 16 W)	Zinc	✓
BP55245ORB	Pull	Oil-Rubbed Bronze	6-5/16 (160) CTC	6-7/8 (175)	7/8 (22)	1-3/4 (44)	5/8 L x 5/8 W (16 L x 16 W)	Zinc	✓
BP55245PN	Pull	Polished Nickel	6-5/16 (160) CTC	6-7/8 (175)	7/8 (22)	1-3/4 (44)	5/8 L x 5/8 W (16 L x 16 W)	Zinc	✓
Ravino • p. 86									
BP2193526	Pull	Polished Chrome	3 (76) CTC	5 (127)	11/16 (17)	1 (25.4)	1-1/8 L x 11/16 W (29 L x 17 W)	Zinc	✓
BP21935FB	Pull	Matte Black	3 (76) CTC	5 (127)	11/16 (17)	1 (25.4)	1-1/8 L x 11/16 W (29 L x 17 W)	Zinc	✓
BP21935G10	Pull	Satin Nickel	3 (76) CTC	5 (127)	11/16 (17)	1 (25.4)	1-1/8 L x 11/16 W (29 L x 17 W)	Zinc	✓
BP21935ORB	Pull	Oil-Rubbed Bronze	3 (76) CTC	5 (127)	11/16 (17)	1 (25.4)	1-1/8 L x 11/16 W (29 L x 17 W)	Zinc	✓
BP2209426	Cup Pull	Polished Chrome	3 (76) CTC	3-11/16 (94)	1-1/4 (32)	1-1/8 (29)	3-11/16 L x 1-1/4 W (94 L x 32 W)	Zinc	—
BP22094FB	Cup Pull	Matte Black	3 (76) CTC	3-11/16 (94)	1-1/4 (32)	1-1/8 (29)	3-11/16 L x 1-1/4 W (94 L x 32 W)	Zinc	—
BP22094G10	Cup Pull	Satin Nickel	3 (76) CTC	3-11/16 (94)	1-1/4 (32)	1-1/8 (29)	3-11/16 L x 1-1/4 W (94 L x 32 W)	Zinc	—
BP22094ORB	Cup Pull	Oil-Rubbed Bronze	3 (76) CTC	3-11/16 (94)	1-1/4 (32)	1-1/8 (29)	3-11/16 L x 1-1/4 W (94 L x 32 W)	Zinc	—
BP5301226	Knob	Polished Chrome	1-1/4 (32) DIA	1-1/4 (32)	1-1/4 (32)	1-1/16 (27)	15/16 L x 15/16 W (24 L x 24 W)	Zinc	—
BP530123	Knob	Polished Brass	1-1/4 (32) DIA	1-1/4 (32)	1-1/4 (32)	1-1/16 (27)	15/16 L x 15/16 W (24 L x 24 W)	Zinc	—
BP53012AS	Knob	Antique Silver	1-1/4 (32) DIA	1-1/4 (32)	1-1/4 (32)	1-1/16 (27)	15/16 L x 15/16 W (24 L x 24 W)	Zinc	—
BP53012BN	Knob	Black Nickel	1-1/4 (32) DIA	1-1/4 (32)	1-1/4 (32)	1-1/16 (27)	15/16 L x 15/16 W (24 L x 24 W)	Zinc	—
BP53012FB	Knob	Flat Black	1-1/4 (32) DIA	1-1/4 (31.75)	1-1/4 (32)	1-1/16 (27)	15/16 L x 15/16 W (24 L x 24 W)	Zinc	—
BP53012G10	Knob	Satin Nickel	1-1/4 (32) DIA	1-1/4 (32)	1-1/4 (32)	1-1/16 (27)	15/16 L x 15/16 W (24 L x 24 W)	Zinc	—
BP53012ORB	Knob	Oil-Rubbed Bronze	1-1/4 (32) DIA	1-1/4 (32)	1-1/4 (32)	1-1/16 (27)	15/16 L x 15/16 W (24 L x 24 W)	Zinc	—

Mounting hardware included.
The dimensional information provided here should be verified with the actual product prior to drilling or attempting to install the hardware.
Please direct any questions you may have on the installation process to Amerock Customer Service (see back cover for contact information).


PRODUCT INDEX


Product No.	Type	Finish	Product Detail in(mm)	Length in(mm)	Width in(mm)	Projection in(mm)	Base Dimensions in(mm)	Base Material	ADA-Friendly
Edona • p. 88									
BP5300526	Knob	Polished Chrome	1-1/4 (32) DIA	1-1/4 (32)	1-1/4 (32)	1-1/8 (29)	5/8 L x 5/8 W (16 L x 16 W)	Zinc	—
BP530053	Knob	Polished Brass	1-1/4 (32) DIA	1-1/4 (32)	1-1/4 (32)	1-1/8 (29)	5/8 L x 5/8 W (16 L x 16 W)	Zinc	—
BP53005AS	Knob	Antique Silver	1-1/4 (32) DIA	1-1/4 (32)	1-1/4 (32)	1-1/8 (29)	5/8 L x 5/8 W (16 L x 16 W)	Zinc	—
BP53005BB	Knob	Burnished Brass	1-1/4 (32) DIA	1-1/4 (32)	1-1/4 (32)	1-1/8 (29)	5/8 L x 5/8 W (16 L x 16 W)	Zinc	—
BP53005CZ	Knob	Champagne Bronze	1-1/4 (32) DIA	1-1/4 (32)	1-1/4 (32)	1-1/8 (29)	5/8 L x 5/8 W (16 L x 16 W)	Zinc	—
BP53005FB	Knob	Flat Black	1-1/4 (32) DIA	1-1/4 (32)	1-1/4 (32)	1-1/8 (29)	5/8 L x 5/8 W (16 L x 16 W)	Zinc	—
BP53005G10	Knob	Satin Nickel	1-1/4 (32) DIA	1-1/4 (32)	1-1/4 (32)	1-1/8 (29)	5/8 L x 5/8 W (16 L x 16 W)	Zinc	—
BP53005ORB	Knob	Oil-Rubbed Bronze	1-1/4 (32) DIA	1-1/4 (32)	1-1/4 (32)	1-1/8 (29)	5/8 L x 5/8 W (16 L x 16 W)	Zinc	—
Era • p. 90									
BP3690726	Knob	Polished Chrome	1-1/4 (32) DIA	1-1/4 (32)	1-1/4 (32)	1-1/8 (29)	5/8 L x 5/8 W (16 L x 16 W)	Zinc	—
BP36907FB	Knob	Matte Black	1-1/4 (32) DIA	1-1/4 (32)	1-1/4 (32)	1-1/8 (29)	5/8 L x 5/8 W (16 L x 16 W)	Zinc	—
BP36907G10	Knob	Satin Nickel	1-1/4 (32) DIA	1-1/4 (32)	1-1/4 (32)	1-1/8 (29)	5/8 L x 5/8 W (16 L x 16 W)	Zinc	—
BP36907ORB	Knob	Oil-Rubbed Bronze	1-1/4 (32) DIA	1-1/4 (32)	1-1/4 (32)	1-1/8 (29)	5/8 L x 5/8 W (16 L x 16 W)	Zinc	—

Mounting hardware included.
The dimensional information provided here should be verified with the actual product prior to drilling or attempting to install the hardware.

MERCHANDISING PRODUCT INDEX

Product No.	Product Detail
Finish Chips • p. 95	
Finish Chip Ring	
FCRNG003	Cabinet Hardware Finish Chip Ring Includes Polished Chrome, Polished Nickel, Satin Nickel, Silver Champagne, Black Brushed Nickel, Black Chrome & Black Nickel
Individual Finish Chips	
BP36658BBZ	Golden Champagne Finish Chip (Not included on finish chip ring.)
BP36658CZ	Champagne Bronze Finish Chip (Not included on finish chip ring.)
BP36658ORB	Oil-Rubbed Bronze Finish Chip (Not included on finish chip ring.)
BP36658GM	Gunmetal (Graphite) Finish Chip (Not included on finish chip ring.)
BP36658MB	Matte Black Finish Chip (Not included on finish chip ring.)

 **Easily customize your finish chip ring** by unscrewing the fastener to add individual chips.



Product No.	Product Detail	Dimensions
Display Options • p. 94		
CDB19052	Floating Wall Display (Holds any 3 Interactive or Static boards, sold separately.)	30in W x 64-1/2in H
CDB19053	2-Sided Rotating Tower (Holds any 6 Static or Interactive boards, sold separately.)	31-1/2in W x 31-1/2in D x 82-3/4in H
CDB19090	2-Sided Retail Display (Holds any 6 Interactive or Static boards, sold separately.)	32-1/4in W x 20in D x 74in H



Mounting hardware included for slat wall and sheetrock for the Floating Wall Display, Interactive Boards and Static Boards.
Please direct any questions you may have to Amerock Customer Service (see back cover for contact information).

MERCHANDISING PRODUCT INDEX

Product No.	Product Detail	Dimensions
Merchandising for Allison by Amerock • p. 92		
Interactive Boards		
CDB19074	Allison by Amerock MSRP-Grouped Board 1 Good Assortment	21-1/2in W x 18in H
CDB19075	Allison by Amerock MSRP-Grouped Board 2 Better Assortment	21-1/2in W x 18in H
CDB19076	Allison by Amerock MSRP-Grouped Board 3 Better Assortment	21-1/2in W x 18in H
Static Boards		
CDB19071	Allison by Amerock MSRP-Grouped Board 1 Good Assortment	24in W x 16in H
CDB19072	Allison by Amerock MSRP-Grouped Board 2 Better Assortment	24in W x 16in H
CDB19073	Allison by Amerock MSRP-Grouped Board 3 Better Assortment	24in W x 16in H
Tray & Tray Lid		
CDB19046	Tray (Product assortment sold separately.)	18in L x 14in W x 2-1/4in D
CDB19047	Tray Lid (Tray sold separately.)	—
Product Assortments for Tray		
CDB19077	Allison by Amerock MSRP-Grouped Board 1 Good Assortment for Tray	—
CDB19078	Allison by Amerock MSRP-Grouped Board 2 Better Assortment for Tray	—
CDB19079	Allison by Amerock MSRP-Grouped Board 3 Better Assortment for Tray	—

Product No.	Product Detail	Dimensions
Additional Merchandising from Amerock • p. 95		
Interactive Boards		
CDB19028	Amerock MSRP-Grouped Board 2 Better Assortment	21-1/2in W x 18in H
CDB19029	Amerock MSRP-Grouped Board 3 Better Assortment	21-1/2in W x 18in H
CDB19030	Amerock MSRP-Grouped Board 4 Best Assortment	21-1/2in W x 18in H
CDB19062	Amerock 2020 Couture Best Assortment	21-1/2in W x 18in H
CDB19041	Amerock Euro Contemporary Best Assortment	21-1/2in W x 18in H
Static Boards		
CDB19021	Amerock MSRP-Grouped Board 2 Better Assortment	24in W x 16in H
CDB19022	Amerock MSRP-Grouped Board 3 Better Assortment	24in W x 16in H
CDB19023	Amerock MSRP-Grouped Board 4 Best Assortment	24in W x 16in H
CDB19061	Amerock 2020 Couture Best Assortment	24in W x 16in H
CDB19040	Amerock Euro Contemporary Best Assortment	24in W x 16in H
CDB19082	Amerock Appliance Pulls Good/Better Assortment	24in W x 16in H
CDB19083	Amerock Appliance Pulls Best Assortment	24in W x 16in H
Product Assortments for Tray		
CDB19043	Amerock MSRP-Grouped Board 2 Better Assortment for Tray	—
CDB19044	Amerock MSRP-Grouped Board 3 Better Assortment for Tray	—
CDB19045	Amerock MSRP-Grouped Board 4 Best Assortment for Tray	—
CDB19063	Amerock 2020 Couture Best Assortment for Tray	—
CDB19060	Amerock Euro Contemporary Best Assortment for Tray	—

Mounting hardware included for slat wall and sheetrock for the Floating Wall Display, Interactive Boards and Static Boards.
Please direct any questions you may have to Amerock Customer Service (see back cover for contact information).

ALLISON[®]

BY AMEROCK[®]

Rediscover Allison **for yourself.**

amerock.customersupport@amerock.com

P: 1-800-435-6959

F: 1-800-618-6733

10115 Kinsey Ave, Suite 210
Huntersville, NC 28078

Amerock.com



©2021